

Please write clearly in block capitals.

Centre number

Candidate number

Surname _____

Forename(s) _____

Candidate signature _____

I declare this is my own work.

GCSE PHYSICS

F

Foundation Tier Paper 1

Time allowed: 1 hour 45 minutes

Materials

For this paper you must have:

- a ruler
- a scientific calculator
- the Physics Equations Sheet (enclosed).

Instructions

- Use black ink or black ball-point pen. Pencil should only be used for drawing.
- Fill in the boxes at the top of this page.
- Answer **all** questions in the spaces provided.
- Do not write outside the box around each page or on blank pages.
- Do all rough work in this book. Cross through any work you do not want to be marked.
- If you need extra space for your answer(s), use the lined pages at the end of this book. Write the question number against your answer(s).
- In all calculations, show clearly how you work out your answer.

Information

- The maximum mark for this paper is 100.
- The marks for questions are shown in brackets.
- You are expected to use a calculator where appropriate.
- You are reminded of the need for good English and clear presentation in your answers.

For Examiner's Use	
Question	Mark
1	
2	
3	
4	
5	
6	
7	
8	
9	
10	
11	
TOTAL	




Answer **all** questions in the spaces provided.

Do not write
outside the
box

0 1

Figure 1 shows a boy bouncing on a trampoline.

Figure 1



0 1 . 1

The boy falls from the position in **Figure 1** towards the trampoline.

Complete the sentences.

Choose answers from the box.

[2 marks]

chemical	elastic potential	gravitational potential
kinetic	nuclear	

As the boy falls, there is a decrease in his _____ energy.

As the boy falls, there is an increase in his _____ energy.



0 1 . 2 As the boy lands on the trampoline, each spring stretches 0.015 m.

spring constant of each spring = 120 000 N/m

Calculate the energy stored by each spring.

Use the equation:

$$\text{elastic potential energy} = 0.5 \times \text{spring constant} \times (\text{extension})^2$$

[2 marks]

Elastic potential energy = _____ J

0 1 . 3 There are 40 springs on the trampoline.

Calculate the total energy stored by the 40 springs when each spring is stretched by 0.015 m.

Use your answer from Question **01.2**

[1 mark]

Total energy stored = _____ J

Question 1 continues on the next page

Turn over ►



0 1 . 4 The kinetic energy of the boy as he lands on the trampoline is 600 J.

The maximum kinetic energy of the boy after he bounces is 45% of his kinetic energy as he lands.

Calculate the maximum kinetic energy of the boy after he bounces.

[2 marks]

Maximum kinetic energy = _____ J

0 1 . 5 Why is the kinetic energy of the boy after he bounces less than his kinetic energy as he lands?

[1 mark]

Tick (✓) **one** box.

Energy is not conserved.

Energy is transferred to the surroundings.

The springs transfer energy to the boy.

8




0 2

A girl ran to the top of some stairs.

Figure 2 shows the stairs.

Figure 2



0 2 . 1

The girl measured the height of the stairs.

What measuring instrument should she have used?

[1 mark]

0 2 . 2

The height of the stairs was 1.7 m.

The mass of the girl was 50 kg.

gravitational field strength = 9.8 N/kg

Calculate the change in gravitational potential energy of the girl.

Use the equation:

gravitational potential energy = mass \times gravitational field strength \times height

[2 marks]

Gravitational potential energy = _____ J

Turn over ►



0 2 . 3 A boy ran up the same stairs and did 1800 J of work.

The time it took the boy to run up the stairs was 1.44 s.

Calculate the power of the boy.

Use the equation:

$$\text{power} = \frac{\text{work done}}{\text{time}}$$

[2 marks]

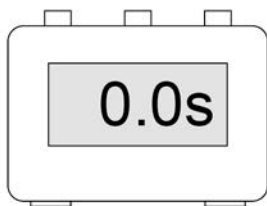
Power = _____ W

0 2 . 4 Which stop-clock was used to measure the time the boy took to run up the stairs?


[1 mark]

Tick (✓) **one** box.

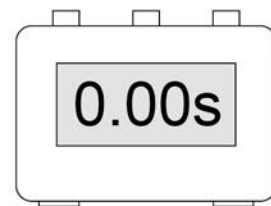
Stop-clock A



Stop-clock B



Stop-clock C





0 2 . 5 The boy had a speed of 2.0 m/s at the top of the stairs.

The mass of the boy was 70 kg.

Calculate the kinetic energy of the boy at the top of the stairs.

Use the equation:

$$\text{kinetic energy} = 0.5 \times \text{mass} \times (\text{speed})^2$$

[2 marks]

Kinetic energy = _____ J

8

Turn over for the next question

Turn over ►

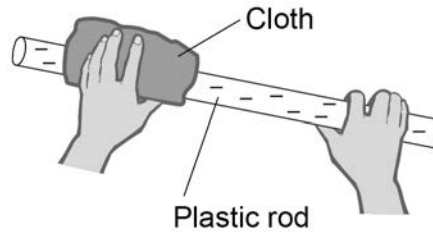


0 3

Figure 3 shows a plastic rod being rubbed with a cloth.

The plastic rod becomes negatively charged.

Figure 3



0 3 . 1

Complete the sentences.

Choose answers from the box.

Each answer may be used once, more than once or not at all.

[2 marks]

electrons	neutrons	protons
------------------	-----------------	----------------

The plastic rod becomes charged because it gains _____.

The cloth also becomes charged because it loses _____.

0 3 . 2

What charge is left on the cloth?

[1 mark]

Tick (✓) **one** box.

A negative charge

A neutral charge

A positive charge

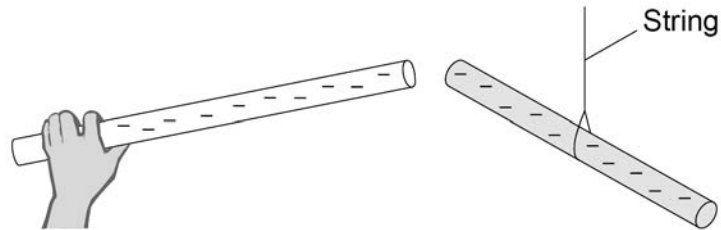


0 3 . 3

The negatively charged plastic rod is put near another negatively charged plastic rod that is hanging from a string.

Figure 4 shows the two rods.

Figure 4



What force is exerted on the two rods?

Tick (✓) **one** box.

Give a reason for your answer.

[2 marks]

A force of attraction

A force of repulsion

There is no force

Reason _____

Question 3 continues on the next page

Turn over ►

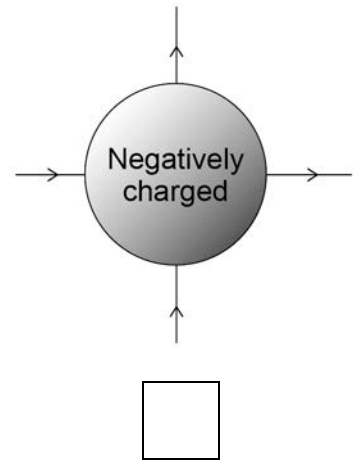
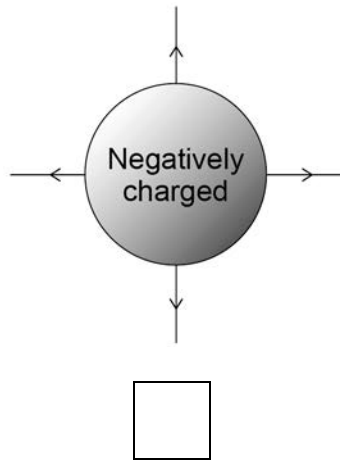
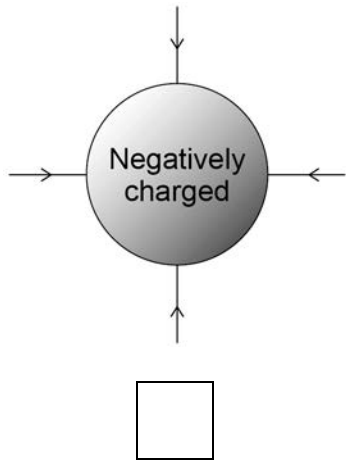


0 3 . 4 There is an electric field around any charged object.

Which diagram shows the electric field pattern around a negatively charged sphere?

[1 mark]




Tick (✓) **one** box.



0 3 . 5 In which position do two charged spheres experience the greatest electrostatic force?

[1 mark]

Tick (✓) **one** box.



7



0 4

Radioactive isotopes emit different types of nuclear radiation.

0 4 . 1

What does an alpha particle consist of?

[1 mark]

Tick (✓) **one** box.

2 protons and 2 electrons

2 protons and 2 neutrons

4 protons

4 neutrons

0 4 . 2

What is a beta particle?

[1 mark]

Tick (✓) **one** box.

An electron

A neutron

Electromagnetic radiation

0 4 . 3

A krypton (Kr) nucleus decays into a rubidium (Rb) nucleus by emitting a beta particle.

What is the correct equation for this decay?

[1 mark]

Tick (✓) **one** box.

Turn over ►

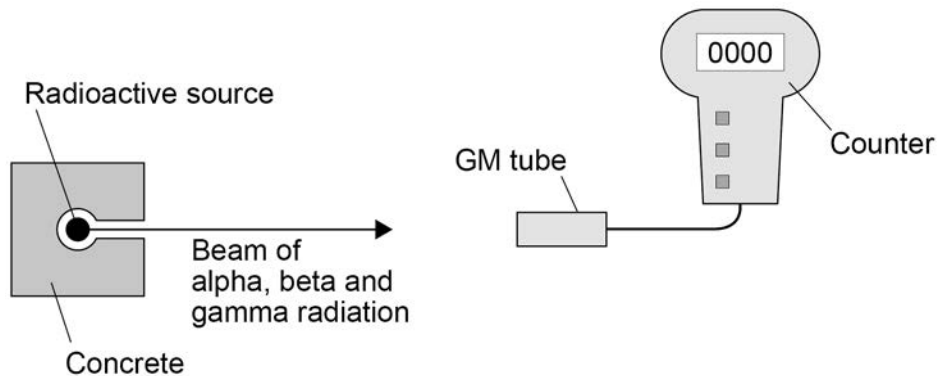


0 4 . 4

Figure 5 shows an experiment to demonstrate how alpha, beta and gamma radiation penetrate different materials.

The experiment takes place in a vacuum.

Figure 5



Three different materials are used:

- a sheet of paper
- a 0.5 cm thick sheet of aluminium
- a 10 cm block of lead.

Each material is placed one at a time between the radioactive source and the GM tube.

The GM tube and counter show whether the material has stopped the radiation.

Complete **Table 1** to show how alpha, beta and gamma radiation penetrate the materials in **Figure 5**.

Use the words **Yes** and **No**.

Part of **Table 1** has been completed for you.

[3 marks]

Table 1

Type of radiation	Most radiation is stopped by:		
	the sheet of paper	the sheet of aluminium	the block of lead
Alpha			Yes
Beta	No		
Gamma		No	



0 4 . 5 Alpha, beta and gamma radiation have different ionising powers.

Draw **one** line from each radiation type to the correct ionising power.

[3 marks]

Radiation type	Ionising power
Alpha	Zero
Beta	Low
Gamma	Medium
	High

0 4 . 6 Some sources of background radiation are natural and other sources are man-made.

Which of the following is a man-made source of background radiation?

[1 mark]

Tick (✓) **one** box.

Cosmic rays	<input type="checkbox"/>
Nuclear accidents	<input type="checkbox"/>
Rocks	<input type="checkbox"/>

0 4 . 7 The average background radiation dose per year in the UK is 2.0 millisieverts.

A dental X-ray gives a patient a radiation dose of 0.005 millisieverts.

Calculate how many dental X-rays would be the same as the average background radiation dose per year.

[2 marks]

Number of dental X-rays = _____

12

Turn over ►

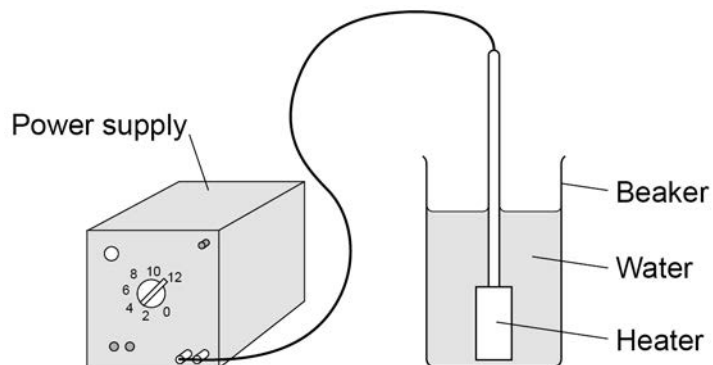


0 5

A student determined the specific latent heat of vaporisation of water.

Figure 6 shows some of the equipment used.

Figure 6



0 5 . 1

The student measured a mass of water and put it into the beaker.

What measuring instrument should the student have used to measure the mass of the water?

[1 mark]

Tick (✓) **one** box.

- | | |
|-------------|--------------------------|
| balance | <input type="checkbox"/> |
| joulemeter | <input type="checkbox"/> |
| newtonmeter | <input type="checkbox"/> |
| thermometer | <input type="checkbox"/> |



0 5 . 2 The power output of the heater stayed the same throughout the experiment.

What type of variable was the power output of the heater?

[1 mark]

Tick (✓) **one** box.

Categoric variable

Control variable

Dependent variable

Independent variable

0 5 . 3 The student turned on the heater and heated the water until it reached boiling point.

The student continued to heat the water so that it boiled for several minutes.

The mass of the water remaining in the beaker was measured again.

Give **one** way the beaker of boiling water could be moved safely to measure its new mass.

[1 mark]

Question 5 continues on the next page

Turn over ►



0 5 . 4 The mass of water that turned into steam was 0.0090 kg.

The heater transferred 25 200 J of energy to the water to turn it into steam.

Calculate the specific latent heat of vaporisation of water given by the student's data.

Use the Physics Equations Sheet.

Choose the unit from the box.

[4 marks]

J	kg	J/kg
----------	-----------	-------------

Specific latent heat of vaporisation = _____ Unit _____

0 5 . 5 What was a source of error in the student's experiment?

[1 mark]

Tick (✓) **one** box.

The transfer of thermal energy from the heater to the water

The transfer of thermal energy from the surroundings to the water

The transfer of thermal energy from the water to the heater

The transfer of thermal energy from the water to the surroundings

8



Turn over for the next question

*Do not write
outside the
box*

**DO NOT WRITE ON THIS PAGE
ANSWER IN THE SPACES PROVIDED**

Turn over ►

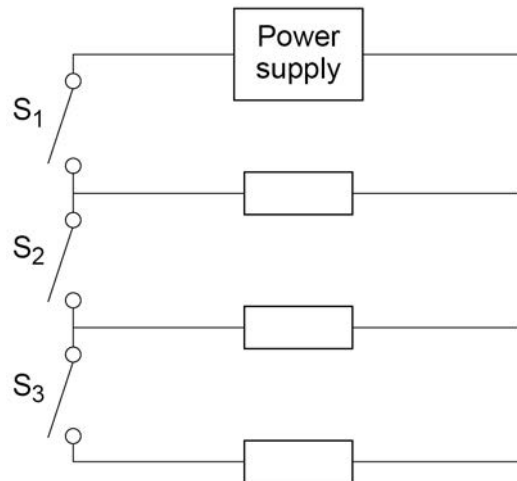


0 6

A hair dryer contains three heating elements.

Figure 7 shows the circuit diagram for the heating elements in the hair dryer.

In **Figure 7** the heating elements are represented by resistor symbols.

Figure 7**0 6 . 1**

Complete the sentence.

[1 mark]

The three resistors in **Figure 7** are connected in _____ with the power supply.

0 6 . 2

Which switch must always be closed for the hair dryer to work?

[1 mark]

Tick (✓) **one** box.

S ₁	<input type="checkbox"/>
S ₂	<input type="checkbox"/>
S ₃	<input type="checkbox"/>



0 6 . 3 Which switches must be closed for the hair dryer to work at maximum power output? **[1 mark]**

Tick (✓) **one** box.

S₁ and S₂

S₁ and S₃

S₁, S₂ and S₃

Use the Physics Equations Sheet to answer questions **06.4** and **06.5**.

0 6 . 4 Write down the equation which links energy transferred (E), power (P) and time (t). **[1 mark]**

0 6 . 5 The heating elements have a maximum power output of 1200 W.

The energy transferred to the heating elements to reach normal operating temperature is 3600 J.

Calculate the time taken for the heating elements to reach normal operating temperature at maximum power output.

[3 marks]

Time = _____ s

Turn over ►

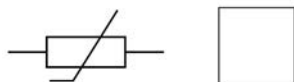
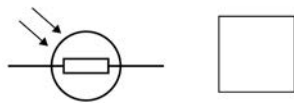
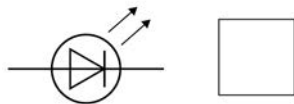
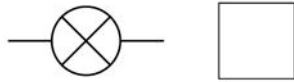


0 6 . 6 The hair dryer has LEDs to indicate the power setting.

What is the circuit symbol for an LED?

[1 mark]

Tick (✓) **one** box.

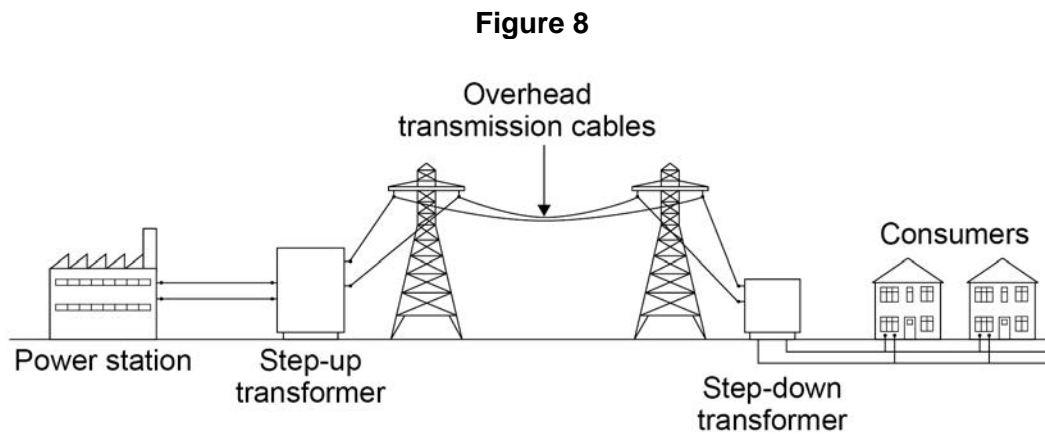


8



0 7

Figure 8 shows how electricity is supplied to consumers.



0 7 . 1

Electricity from the power station can be generated using renewable or non-renewable energy resources.

Complete **Table 2** to show which energy resources are renewable and which are non-renewable.

[2 marks]

Tick (✓) **one** box in **each** row.

Table 2

Energy resource	Renewable	Non-renewable
biofuel		
coal		
nuclear		
tides		

Question 7 continues on the next page

Turn over ►



07.2

Transformers are used to make power transmission an efficient process.

Complete the sentences.

Choose answers from the box.

Each answer may be used once, more than once or not at all.

[4 marks]

charge	current	energy
potential difference	resistance	

The step-up transformer increases the _____ and
decreases the _____.

Using the transformers decreases the _____
transfer from the overhead transmission cables to the surroundings.

The step-down transformer decreases the _____.



Use the Physics Equations Sheet to answer questions **07.3** and **07.4**.

07.3 Write down the equation which links charge flow (Q), current (I) and time (t).

[1 mark]

07.4 The town of Hornsdale in Australia has electricity supplied by a huge battery.

The battery supplies a current of 130 000 A.

Calculate the charge flow from the battery in 5 minutes.

Choose the unit from the box.

[4 marks]

coulombs	newtons	watts
----------	---------	-------

Charge flow = _____ Unit _____

11

Turn over for the next question

Turn over ►



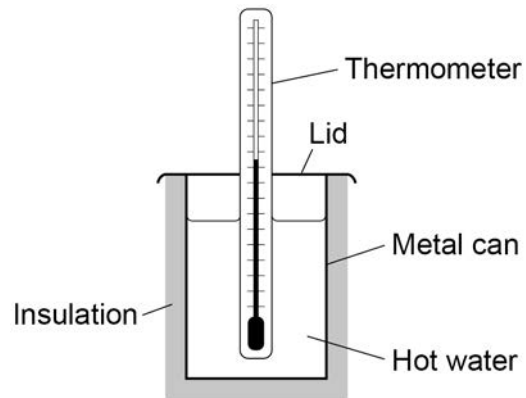
0 8

A student investigated the insulating properties of two different materials.

The same thickness of each material was used.

Figure 9 shows some of the equipment used by the student.

Figure 9

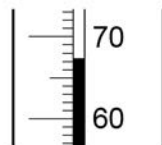


The student used two different types of thermometer to measure the temperature changes.

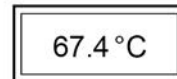
Figure 10 shows a reading on each thermometer.

Figure 10

Thermometer A



Thermometer B



0 8

1

What is the resolution of thermometer B?

[1 mark]

Tick (✓) **one** box.

0.1 °C

0.4 °C

67.0 °C

67.4 °C



0 8 . 2 Complete the sentence.

Choose the answer from the box.

[1 mark]

a smaller

the same

a bigger

Thermometer **A** has _____ chance of being misread than
thermometer **B**.

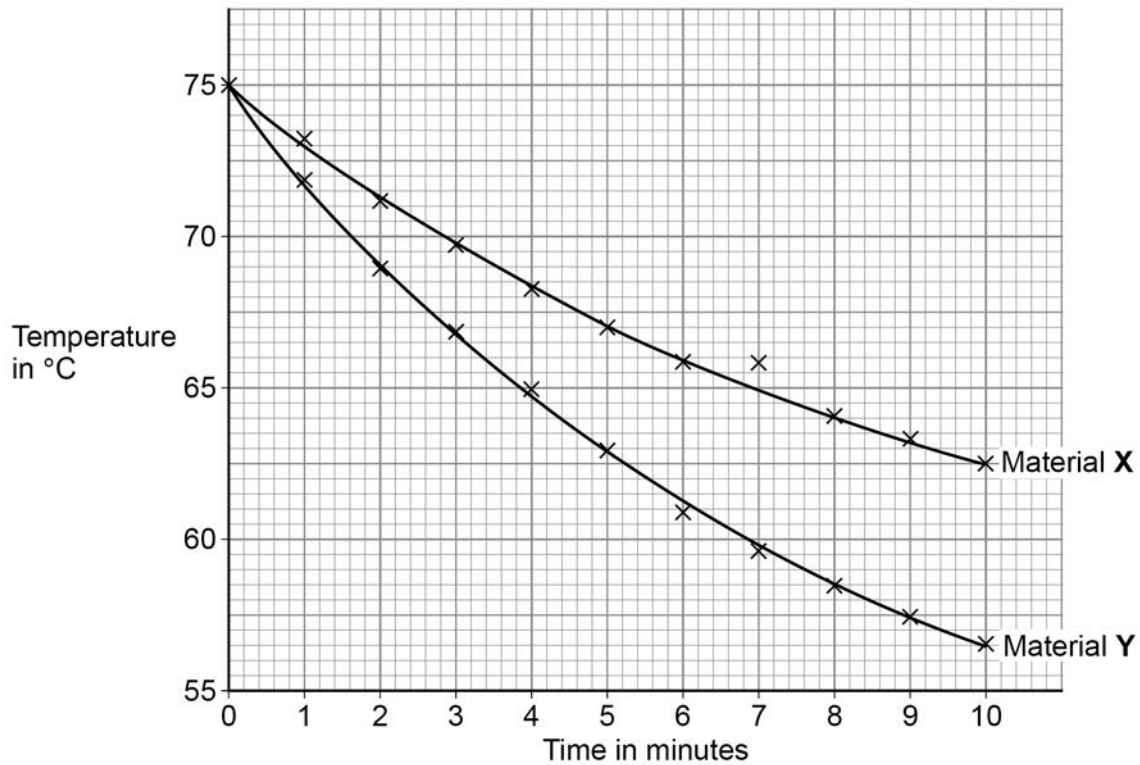
Question 8 continues on the next page

Turn over ►



Figure 11 shows the results.

Figure 11



0 8 . 3 The mass of water used was 0.12 kg.

specific heat capacity of water = 4200 J/kg °C

Determine the total change in thermal energy of the water when Material X was used.

Use values from **Figure 11**.

Use the Physics Equations Sheet.

[4 marks]

Total change in thermal energy = _____ J



0 8 . 4 There is an anomalous result on **Figure 11**.

Draw a ring around the anomalous result.

[1 mark]

0 8 . 5 Give **two** conclusions that can be made from **Figure 11**.

[2 marks]

1 _____

2 _____

Question 8 continues on the next page

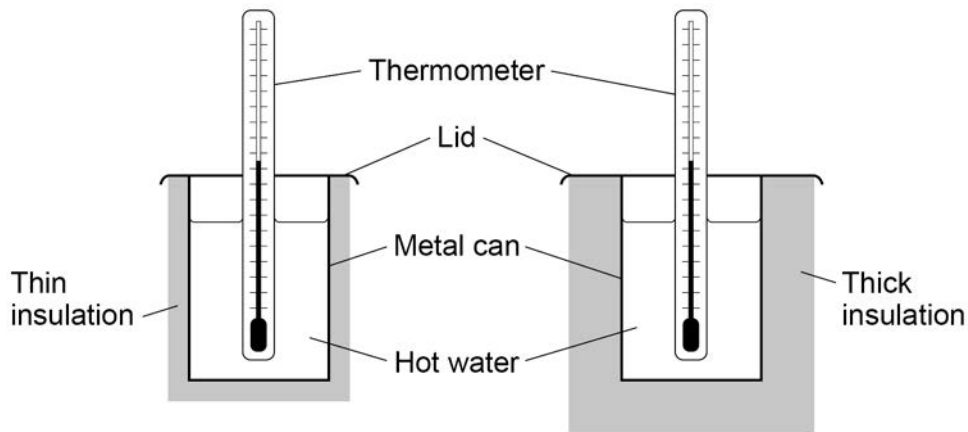
Turn over ►



Another student investigated how the thickness of the insulation affected the rate of cooling of hot water.

Figure 12 shows some of the equipment used.

Figure 12



0 8 . 6

How would using thick insulation affect the rate of cooling of hot water compared with using thin insulation?

[1 mark]

Tick (✓) **one** box.

The rate of cooling would be higher.

The rate of cooling would be lower.

The rate of cooling would not change.

0 8 . 7

Predict how using thick insulation would affect the temperature of the water after 10 minutes compared with using thin insulation.

[1 mark]

Tick (✓) **one** box.

The temperature would be higher.

The temperature would be lower.

The temperature would be the same.



Turn over for the next question

*Do not write
outside the
box*

**DO NOT WRITE ON THIS PAGE
ANSWER IN THE SPACES PROVIDED**

Turn over ►



0 9**Figure 13** shows a large wind farm off the coast of the UK.**Figure 13**

The mean power output of the wind farm is 696 MW, which is enough power for 580 000 homes.

0 9 . 1

Calculate the mean power needed for 1 home.

Give your answer in watts.

[2 marks]

Mean power needed for 1 home = _____ W



0 9 . 2

On one day the demand for electricity in the UK was 34 000 MW.

Suggest **two** reasons why wind power was not able to meet this demand.

[2 marks]

1 _____

2 _____

0 9 . 3

Some of the energy from the wind used to rotate a wind turbine is wasted.

An engineer oils the mechanical parts of a wind turbine.

Explain how oiling would affect the efficiency of the wind turbine.

[3 marks]

0 9 . 4

In most homes in the UK there are many different electrical devices.

Explain why people should be encouraged to use energy efficient electrical devices.

[2 marks]

9

Turn over ►



1 0

Figure 14 shows a rock found by a student on a beach.

To help identify the type of rock, the student took measurements to determine its density.

Figure 14



1 0 . 1

Describe a method the student could use to determine the density of the rock.

[6 marks]



The student determined the density of the rock to be $2.55 \pm 0.10 \text{ g/cm}^3$.

1 0 . 2 What are the maximum and minimum values for the density of the rock?

[1 mark]

Maximum density = _____ g/cm^3

Minimum density = _____ g/cm^3

1 0 . 3 **Table 3** gives the density of five different types of rock.

Table 3

Type of rock	Density in g/cm^3
Basalt	2.90 ± 0.10
Chalk	2.35 ± 0.15
Flint	2.60 ± 0.10
Sandstone	2.20 ± 0.20
Slate	2.90 ± 0.20

Which two types of rock in **Table 3** could be the type of rock the student had?

[1 mark]

Tick (✓) **one** box.

Basalt or chalk

Chalk or flint

Flint or sandstone

Sandstone or slate

Question 10 continues on the next page

Turn over ►



1	0	.	4
---	---	---	---

The student only took one set of measurements to determine the density of the rock.

Explain why taking the measurements more than once may improve the accuracy of the density value.

[2 marks]

10



Turn over for the next question

*Do not write
outside the
box*

**DO NOT WRITE ON THIS PAGE
ANSWER IN THE SPACES PROVIDED**

Turn over ►



1 1

An engineering company has invented pavement tiles that generate electricity as people walk on them.

Figure 15 shows someone walking on the pavement tiles.

Figure 15



Use the Physics Equations Sheet to answer questions **11.1** and **11.2**.

1 1 . 1

What equation links current (I), potential difference (V) and power (P)?

[1 mark]

Tick (✓) **one** box.

$$P = \frac{V}{I} \quad \square$$

$$P = V \times I \quad \square$$

$$I = P \times V \quad \square$$

$$V = I^2 \times P \quad \square$$



1	1	.	2
---	---	---	---

When a person walks on a tile, a potential difference of 40 V is induced across the tile.

The power output of the tile is 4.4 W.

Calculate the current in the tile.

[3 marks]

Current = _____ A

Question 11 continues on the next page

Turn over ►



Use the Physics Equations Sheet to answer questions **11.3** and **11.4**.

1 1 . 3 What equation links efficiency, total power input and useful power output?

[1 mark]

Tick (✓) **one** box.

Efficiency = $\frac{\text{useful power output}}{\text{total power input}}$

Efficiency = $\frac{\text{total power input}}{\text{useful power output}}$

Efficiency = useful power output \times total power input

1 1 . 4 The tiles are used to power LED lights in the pavement.

An LED light has a total power input of 4.0 W.

The efficiency of the LED light is 0.85

Calculate the useful power output of the LED light.

[3 marks]

Useful power output = _____ W

8

END OF QUESTIONS



There are no questions printed on this page

*Do not write
outside the
box*

**DO NOT WRITE ON THIS PAGE
ANSWER IN THE SPACES PROVIDED**



*Do not write
outside the
box*

Question number	Additional page, if required. Write the question numbers in the left-hand margin.
	<hr style="border-top: 1px dotted black;"/> <hr style="border-top: 1px dotted black;"/> <hr style="border-top: 1px dotted black;"/> <hr style="border-top: 1px dotted black;"/> <hr style="border-top: 1px dotted black;"/> <hr style="border-top: 1px dotted black;"/> <hr style="border-top: 1px dotted black;"/> <hr style="border-top: 1px dotted black;"/> <hr style="border-top: 1px dotted black;"/> <hr style="border-top: 1px dotted black;"/> <hr style="border-top: 1px dotted black;"/> <hr style="border-top: 1px dotted black;"/> <hr style="border-top: 1px dotted black;"/> <hr style="border-top: 1px dotted black;"/> <hr style="border-top: 1px dotted black;"/> <hr style="border-top: 1px dotted black;"/> <hr style="border-top: 1px dotted black;"/> <hr style="border-top: 1px dotted black;"/> <hr style="border-top: 1px dotted black;"/> <hr style="border-top: 1px dotted black;"/> <hr style="border-top: 1px dotted black;"/> <hr style="border-top: 1px dotted black;"/> <hr style="border-top: 1px dotted black;"/> <hr style="border-top: 1px dotted black;"/> <hr style="border-top: 1px dotted black;"/>



There are no questions printed on this page

*Do not write
outside the
box*

**DO NOT WRITE ON THIS PAGE
ANSWER IN THE SPACES PROVIDED**

Copyright information

For confidentiality purposes, all acknowledgements of third-party copyright material are published in a separate booklet. This booklet is published after each live examination series and is available for free download from www.aqa.org.uk.

Permission to reproduce all copyright material has been applied for. In some cases, efforts to contact copyright-holders may have been unsuccessful and AQA will be happy to rectify any omissions of acknowledgements. If you have any queries please contact the Copyright Team.

Copyright © 2022 AQA and its licensors. All rights reserved.

