

Please write clearly in block capitals.

Centre number

--	--	--	--	--

Candidate number

--	--	--	--

Surname

---

Forename(s)

---

Candidate signature

---

# GCSE PHYSICS

# F

Foundation Tier

Paper 2

Friday 14 June 2019

Morning

Time allowed: 1 hour 45 minutes

## Materials

For this paper you must have:

- a ruler
- a scientific calculator
- a protractor
- the Physics Equations Sheet (enclosed).

## Instructions

- Use black ink or black ball-point pen.
- Fill in the box at the top of this page.
- Answer **all** questions in the spaces provided.
- Do not write outside the box around each page or on blank pages.
- Do all rough work in this book. Cross through any work you do not want to be marked.
- In all calculations, show clearly how you work out your answer.

## Information

- The maximum mark for this paper is 100.
- The marks for questions are shown in brackets.
- You are expected to use a calculator where appropriate.
- You are reminded of the need for good English and clear presentation in your answers.

For Examiner's Use	
Question	Mark
1	
2	
3	
4	
5	
6	
7	
8	
9	
10	
<b>TOTAL</b>	



**There are no questions printed on this page**

*Do not write  
outside the  
box*

**DO NOT WRITE ON THIS PAGE  
ANSWER IN THE SPACES PROVIDED**



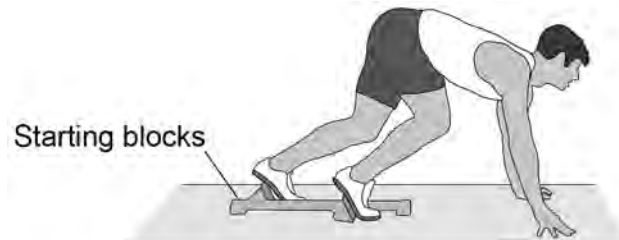
Answer **all** questions in the spaces provided.

Do not write  
outside the  
box

0 1

**Figure 1** shows an athlete on starting blocks waiting to start a 100 metre race.

**Figure 1**



0 1 . 1

Complete the sentence.

Choose the answer from the box.

[1 mark]

equal to

greater than

less than

The force from the athlete pushing backwards on the starting blocks

is \_\_\_\_\_ the force from the starting

blocks pushing forwards on the athlete.

**Question 1 continues on the next page**

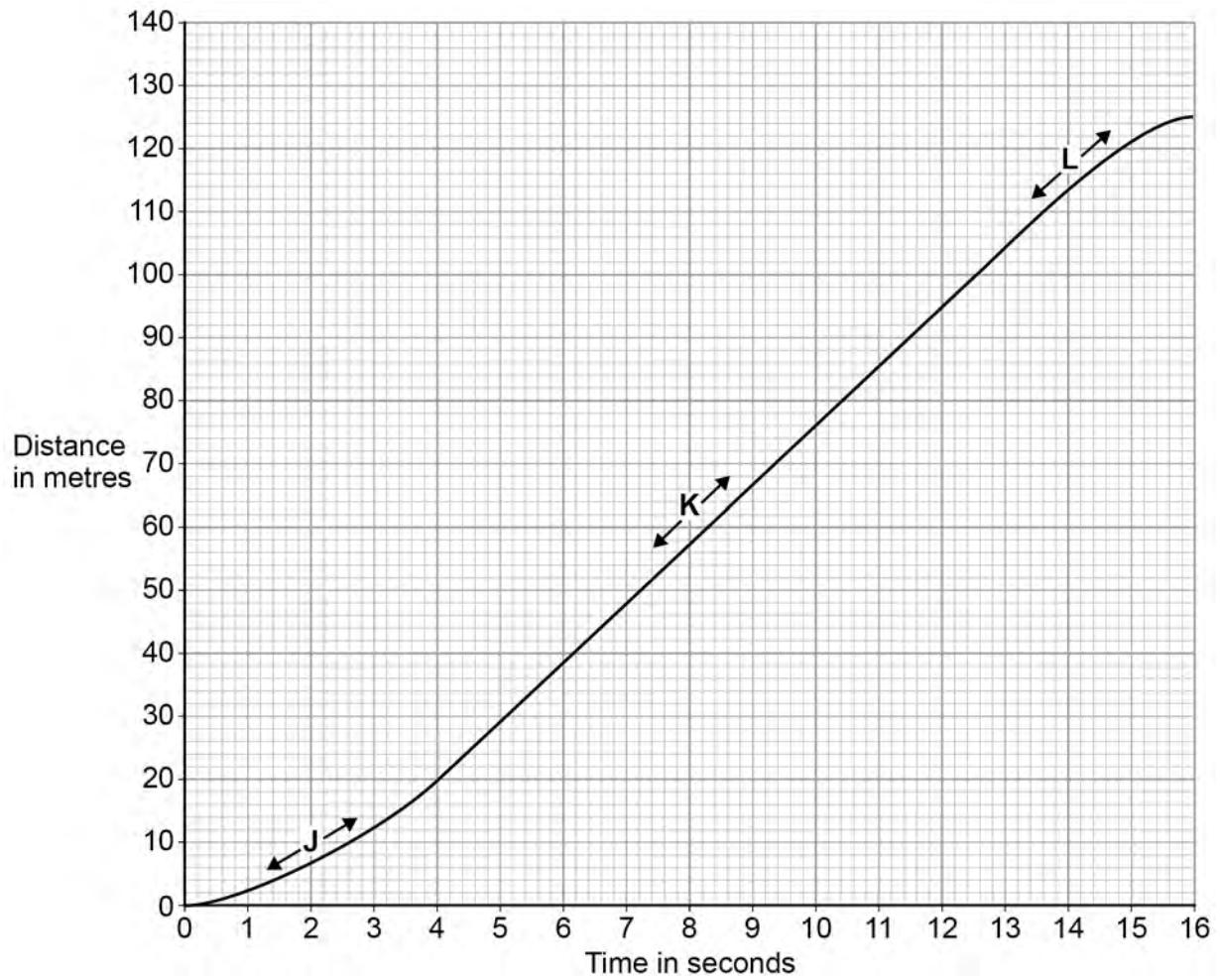
Turn over ►



Figure 2 shows a distance-time graph for the athlete from the moment the race starts.

Do not write  
outside the  
box

Figure 2



**0 1 . 2** Three parts of the distance-time graph are labelled **J**, **K** and **L**.

Draw **one** line from **each** of the labels to the correct description of the athlete's motion for that part of the graph.

**[2 marks]**

Labels	Description of motion
J	not moving
K	constant speed
L	decreasing speed
	increasing speed

**0 1 . 3** What distance does the athlete travel after the end of the race before stopping?

**[1 mark]**

Distance = \_\_\_\_\_ m

**0 1 . 4** Calculate the average speed of the athlete between the start and finish of the 100 metre race.

Use the equation:

$$\text{average speed} = \frac{\text{distance travelled}}{\text{time taken}}$$

**[2 marks]**

---



---



---

Average speed = \_\_\_\_\_ m/s

Turn over ►



0 1 . 5 The athlete runs faster than a typical person.

What is the average running speed of a typical person in metres per second?

[1 mark]

Tick (✓) **one** box.

1.5

3.0

4.5

6.0

---

7



**Turn over for the next question**

*Do not write  
outside the  
box*

**DO NOT WRITE ON THIS PAGE  
ANSWER IN THE SPACES PROVIDED**

**Turn over ►**



**0 2**

Most galaxies are moving away from the Earth. Scientists can determine the speed of a galaxy by observing the light from the galaxy.

**0 2 . 1**

Complete the sentence.

Choose the answer from the box.

**[1 mark]****frequency****speed****wavelength**

When scientists observe the light from distant galaxies, they observe an increase in the \_\_\_\_\_ of light from those galaxies.



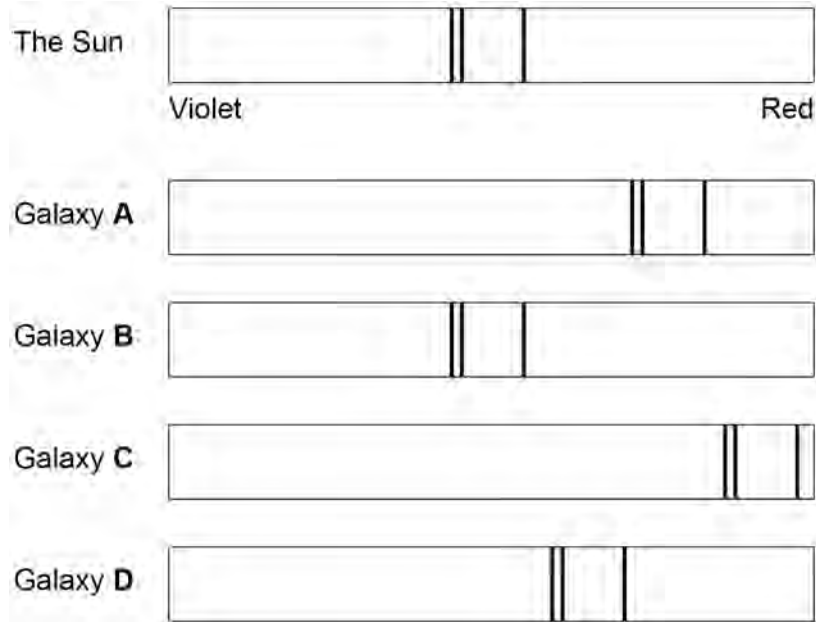


The light spectra from stars and galaxies include dark lines.

The lines have the same pattern.

**Figure 3** shows the light spectrum from the Sun and from four galaxies.

**Figure 3**



**0 2 . 2** Which galaxy is moving the fastest away from the Earth?

[1 mark]

Tick (✓) **one** box.

A  B  C  D

**0 2 . 3** Which galaxy is the furthest away from the Earth?

[1 mark]

Tick (✓) **one** box.

A  B  C  D

Turn over ►



**0 2 . 4** The Big Bang theory is one way to explain the origin of the universe.

How does the Big Bang theory describe the universe when it began?

**[1 mark]**

Tick (✓) **one** box.

Very big and very dense

Very big and extremely hot

Very dense and extremely hot

Very small and extremely cold

**0 2 . 5** Which statement about the Big Bang theory is correct?

**[1 mark]**

Tick (✓) **one** box.

Scientists have proved that the theory is correct.

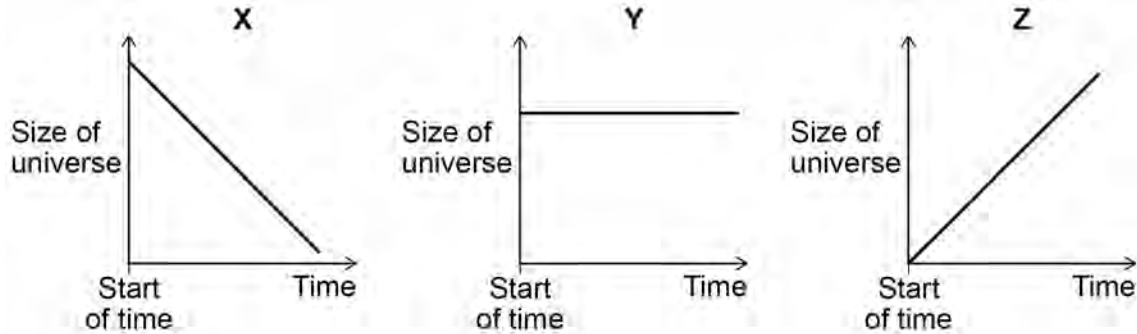
Scientific evidence supports the theory.

There is no other way to explain the origin of the universe.



**0 2 . 6** Figure 4 shows three ways that the size of the universe may have changed with time.

**Figure 4**



Which graph would the Big Bang theory suggest is correct?

**[2 marks]**

Tick (✓) **one** box.

X       Y       Z

Give a reason for your answer.

---



---

7

**Turn over for the next question**

**Turn over ►**



**0 3 . 1** Figure 5 shows a bar magnet.

Each circle represents a compass.

**Figure 5**



Draw an arrow inside each circle to show the direction that each compass would point.

**[1 mark]**

**0 3 . 2** Figure 6 shows part of a coat.

The coat has two magnets hidden inside the material.

Figure 7 shows how the magnets are used to fasten the coat.

**Figure 6**



**Figure 7**



Explain why the magnets inside the coat must **not** have two south poles facing each other.

**[2 marks]**

---



---



---



---



A coil of wire is connected to a battery.

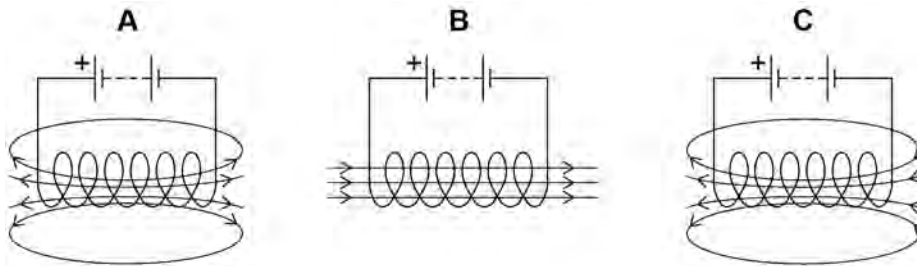
The current in the coil produces a magnetic field.

**0 3 . 3** Which diagram in **Figure 8** shows the magnetic field produced by the current in the coil?

[1 mark]

Tick (✓) **one** box.

**Figure 8**



**A**

**B**

**C**

**0 3 . 4** A solid rod is placed inside the coil.

Which type of rod would make the magnetic field of the coil stronger?

[1 mark]

Tick (✓) **one** box.

Glass rod

Plastic rod

Steel rod

Wooden rod

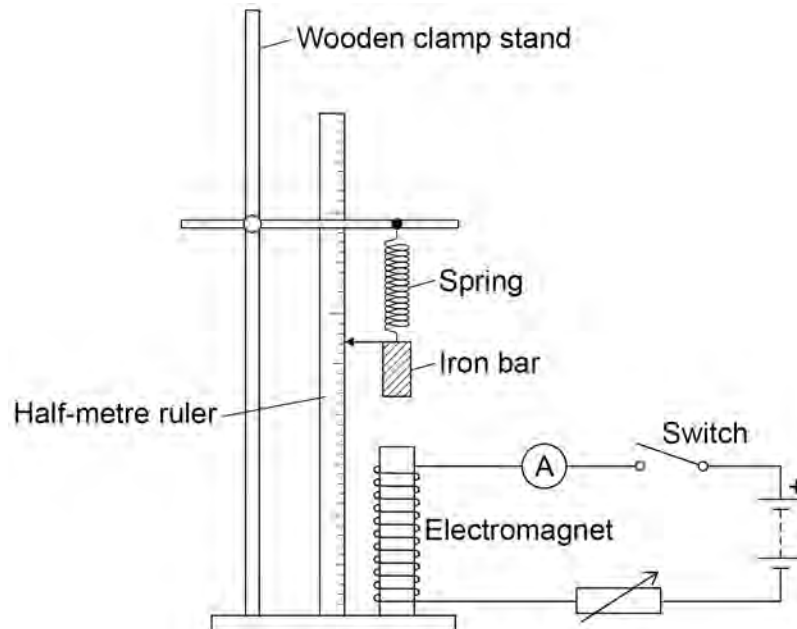
Turn over ►



A student investigated how the strength of an electromagnet varies with the current in the coil of the electromagnet.

**Figure 9** shows the equipment the student used.

**Figure 9**



0 3 . 5

Why does the spring get longer when the electromagnet is switched on?

[1 mark]

---



---



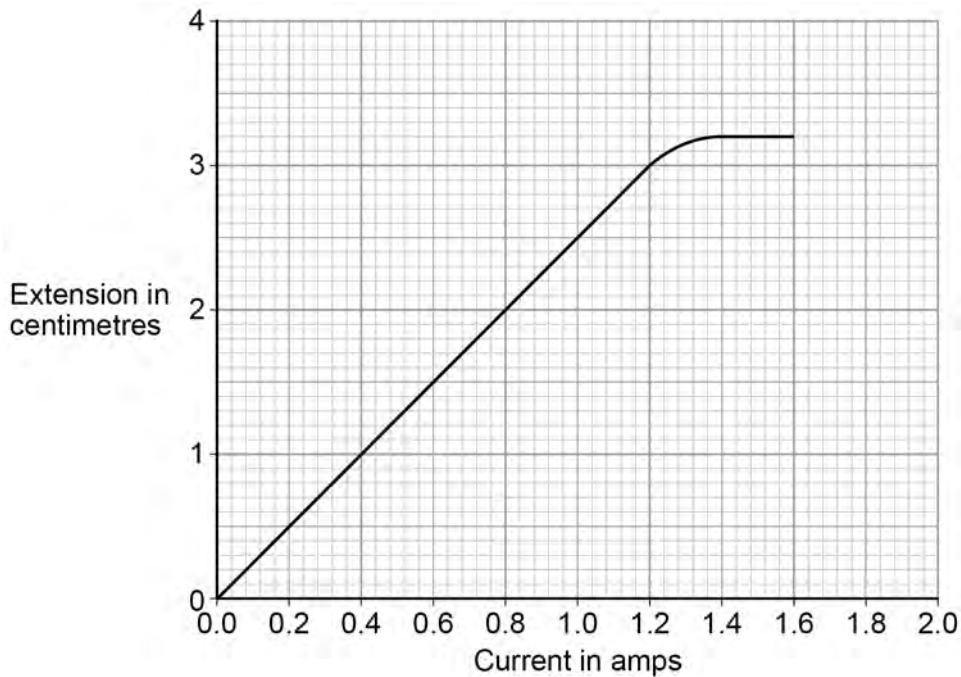
---



The student measured how much further the spring extended with different values of current in the coil.

**Figure 10** shows the results.

**Figure 10**



**0 3 . 6** The current in the coil is increased from 0.6 A to 1.2 A

Determine the increase in the extension of the spring.

**[1 mark]**

\_\_\_\_\_

Increase in the extension = \_\_\_\_\_ cm

**0 3 . 7** Calculate the increase in the force on the spring when the current in the coil increased from 0.6 A to 1.2 A

Spring constant = 0.18 N/cm

Use the equation:

$$\text{force} = \text{spring constant} \times \text{extension}$$

**[2 marks]**

\_\_\_\_\_

\_\_\_\_\_

Increase in the force = \_\_\_\_\_ N

**Turn over ►**



03.8

Describe what happened to the strength of the electromagnet as the current in the coil increased from 1.2 A to 1.6 A

[2 marks]

---

---

---

---

*Do not write  
outside the  
box*

11





**0 4 . 1** Figure 11 shows the position of three types of wave in the electromagnetic spectrum.

**Figure 11**

<b>A</b>	Microwaves	<b>B</b>	Visible light	<b>C</b>	<b>D</b>	Gamma rays
----------	------------	----------	---------------	----------	----------	------------

Which letter represents infrared in the electromagnetic spectrum?

**[1 mark]**

Tick (✓) **one** box.

**A**       **B**       **C**       **D**

**0 4 . 2** What is infrared used for?

**[1 mark]**

Tick (✓) **one** box.

Electrical heating

Energy efficient lamps

Satellite communications

Sun tanning

**Question 4 continues on the next page**

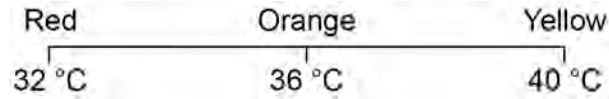
**Turn over ►**



An infrared camera produces a colour image. Different colours show different temperatures.

People emit infrared radiation. **Figure 12** shows how the colour of the image of a person on an infrared camera depends on the person's body temperature.

**Figure 12**



**0 4 . 3** Complete the sentence.

Choose the answer from the box.

**[1 mark]**

**orange**

**red**

**yellow**

The image produced by an infrared camera of a person with a body temperature of 37 °C is mainly \_\_\_\_\_ .

**0 4 . 4** Rescue workers use infrared cameras to search for people trapped under rubble after an earthquake.

How does the image of a trapped person change if the person's body temperature drops from 37 °C to 33 °C?

**[1 mark]**

---



---



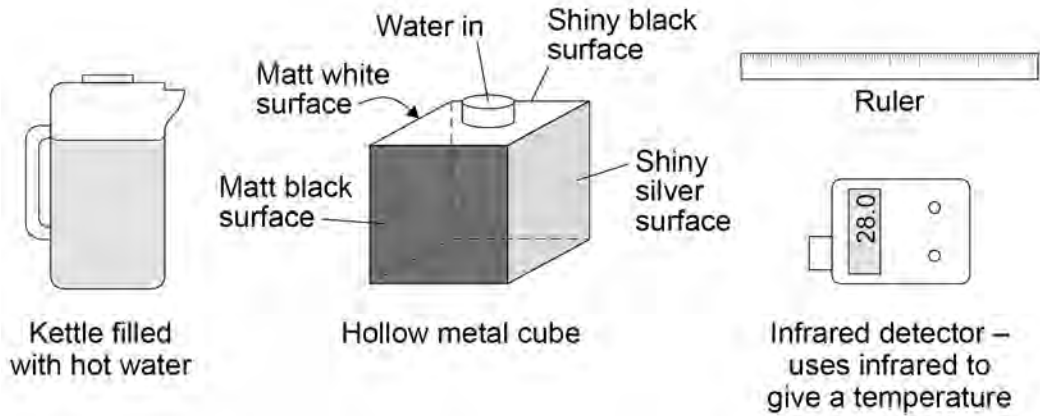
---



A student investigated how the type of surface affects the amount of infrared the surface radiates.

Figure 13 shows the equipment used.

Figure 13



0 4 . 5 Complete the sentence.

Choose the answer from the box.

[1 mark]

a control	the dependent	the independent
-----------	---------------	-----------------

In this investigation the type of surface is \_\_\_\_\_ variable.

0 4 . 6 Describe how the equipment shown in Figure 13 would be used to compare the infrared radiation emitted from the vertical surfaces of the cube.

[3 marks]

---

---

---

---

---

---

---

---

---

---

Turn over ►



Table 1 shows the results.

Table 1

Type of surface	Temperature in °C
Matt black	68.0
Matt white	65.5
Shiny black	66.3
Shiny silver	28.0

0 4 . 7 What is the resolution of the infrared detector?

[1 mark]

Tick (✓) **one** box.

0.1 °C

1.0 °C

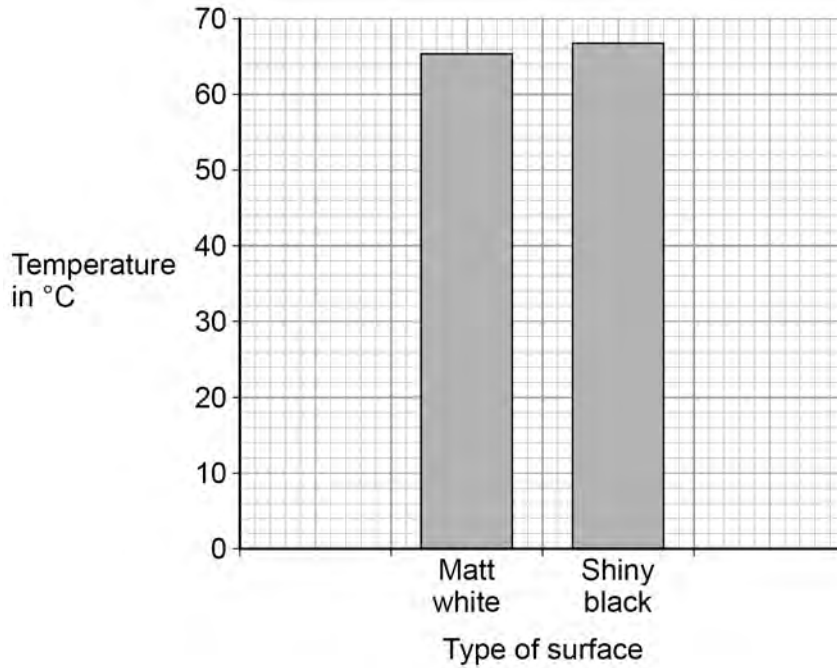
1.7 °C

68.0 °C



The bar chart in **Figure 14** shows two of the results.

**Figure 14**



**0 4 . 8** Complete the bar chart to show all of the results.

**[3 marks]**

**0 4 . 9** Give **one** conclusion that can be made from the results.

**[1 mark]**

---



---



---

**Turn over for the next question**

**Turn over ►**

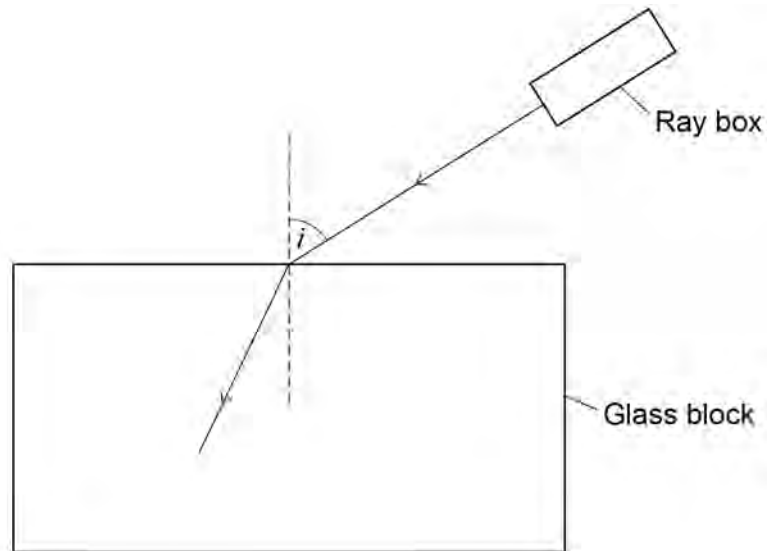


0 5

A student used a ray box and glass block to investigate refraction of light.

**Figure 15** shows a ray of light entering the glass block.

**Figure 15**



0 5 . 1

In **Figure 15**, the angle of incidence is labelled with the letter  $i$ .

Label the angle of refraction in **Figure 15** with the letter  $r$ .

[1 mark]

0 5 . 2

Measure the angle of incidence in **Figure 15**.

[1 mark]

Angle of incidence = \_\_\_\_\_ °

0 5 . 3

Complete **Figure 15** to show the path taken by the ray of light through the glass block and out into the air.

[3 marks]



0 5 . 4 Complete the sentence.

Choose an answer from the box.

[1 mark]

random	systematic	zero
--------	------------	------

The student repeated the measurement three times and calculated the mean to reduce the effect of \_\_\_\_\_ errors.

**Table 2** shows the student's values for the angles of incidence and the mean angles of refraction.

**Table 2**

Angle of incidence in degrees	Mean angle of refraction in degrees
20	13
30	19
40	<b>X</b>
50	31

0 5 . 5 For an angle of incidence of  $40^\circ$  the three measurements for the angle of refraction were:

$23^\circ$        $27^\circ$        $25^\circ$

Calculate the value of **X** in **Table 2**.

[1 mark]

---



---

**X** = \_\_\_\_\_<sup>o</sup>

**Turn over ►**



0 5 . 6 Complete the sentence.

Choose the answer from the box.

[1 mark]

equal to

greater than

less than

The student used the data in **Table 2** and correctly concluded that the angle of refraction is \_\_\_\_\_ the angle of incidence used.

0 5 . 7 Why is the student's conclusion only valid for angles of incidence between  $20^\circ$  and  $50^\circ$ ?

[1 mark]

---

---

---

0 5 . 8 The student repeated the investigation using a transparent plastic block.

Why did the student use a transparent block and not an opaque block?

[1 mark]

---

---

---





0 5 . 9

The student wanted to compare the refraction caused by the plastic with the refraction caused by the glass.

What must the student keep the same for both the plastic block and the glass block?

[1 mark]

Tick (✓) **one** box.

The angles of incidence tested

The angles of refraction tested

The number of results recorded

The size of the two blocks

11

Turn over for the next question

Turn over ►



0 6

The following statements describe parts of a short train journey between two railway stations.

**Part A:** The train accelerates at a constant rate from 0 m/s to 20 m/s in 40 s

**Part B:** The train travels at a constant velocity for 260 s

**Part C:** The train decelerates at a constant rate coming to a stop in 60 s

0 6

. 1

During which part of the journey is the resultant force on the train zero?

[1 mark]

Tick (✓) **one** box.

A

B

C

0 6

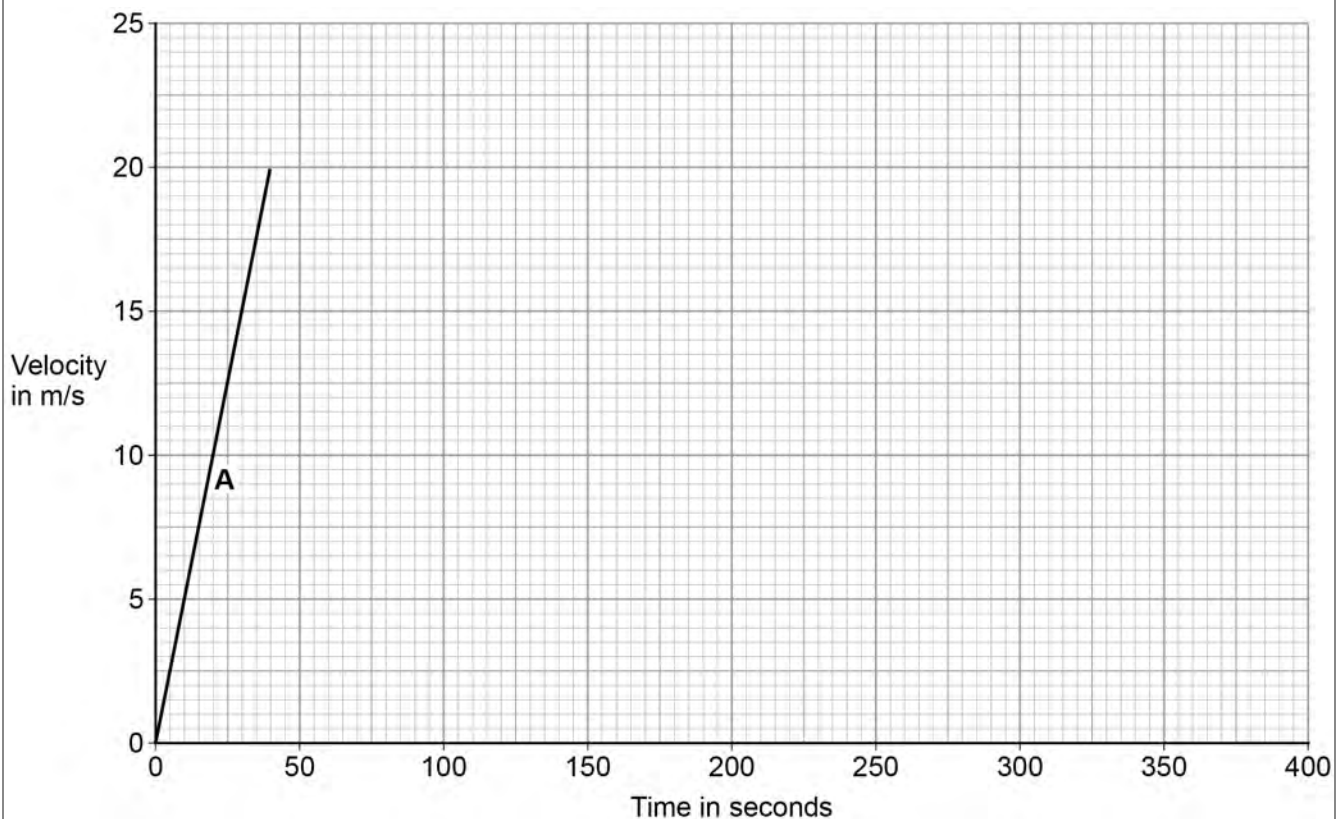
. 2

**Figure 16** shows part of the velocity-time graph for the train journey.

Complete **Figure 16** showing part **B** and part **C** of the train journey.

[3 marks]

**Figure 16**



0 6 . 3

Write down the equation which links acceleration, change in velocity and time taken.

**[1 mark]**

---

0 6 . 4

Another train accelerated at  $1.15 \text{ m/s}^2$  for 22.0 s

Calculate the increase in velocity of the train.

**[3 marks]**

---

---

---

Increase in velocity = \_\_\_\_\_ m/s

---

**8****Turn over for the next question****Turn over ►**

**There are no questions printed on this page**

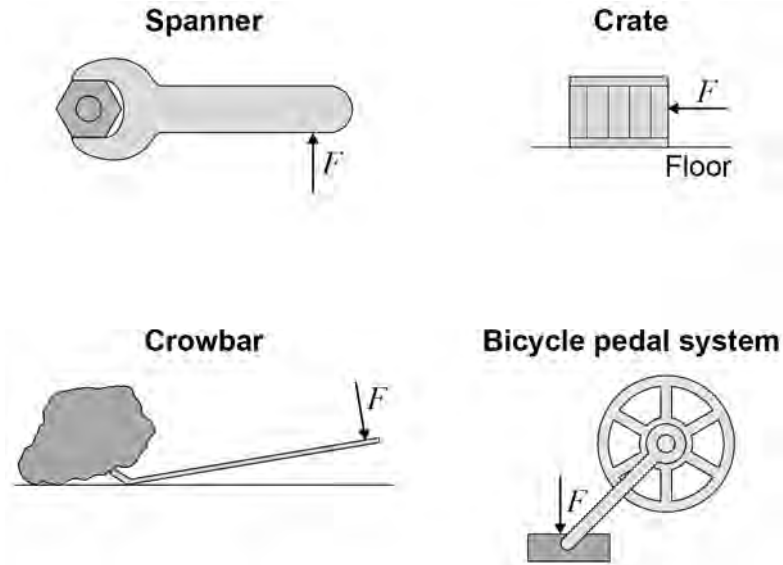
*Do not write  
outside the  
box*

**DO NOT WRITE ON THIS PAGE  
ANSWER IN THE SPACES PROVIDED**



**0 7 . 1** Figure 17 shows four examples of a force causing an object to move.

**Figure 17**



Which object is **not** likely to rotate?

**[1 mark]**

Tick (✓) **one** box.

- Bicycle pedal system
- Crate
- Crowbar
- Spanner

**Question 7 continues on the next page**

**Turn over ►**

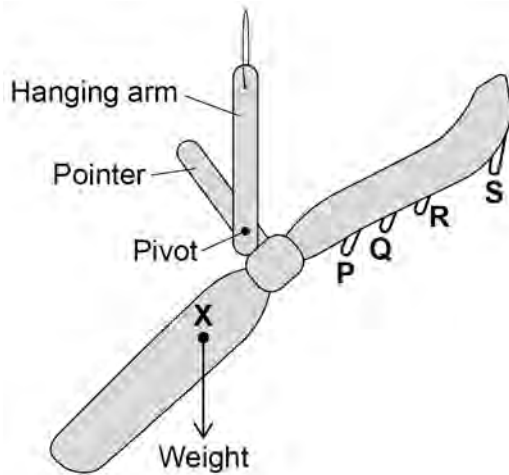


**Figure 18** shows a simple device that can be used as a weighing scale.

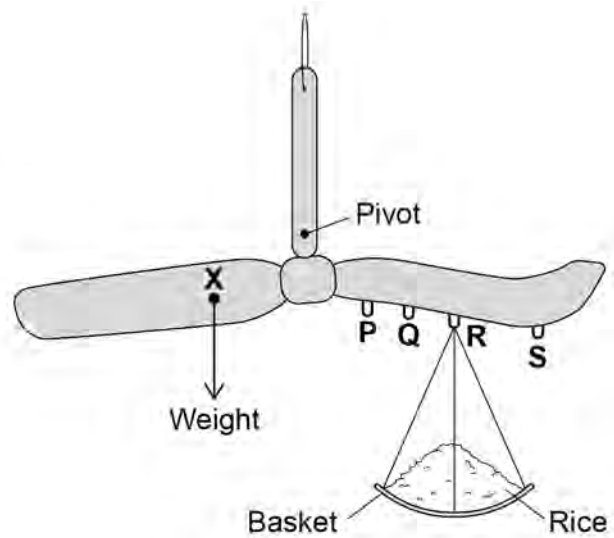
**Figure 19** shows the device being used to measure a quantity of rice.

The weight of the device is balanced by the weight of the rice and basket.

**Figure 18**



**Figure 19**



0 7 . 2

The weight of the device acts through the point labelled X.

What is point X called?

Tick (✓) **one** box.

[1 mark]

Centre of balance

Centre of mass

Centre of weight



0 7 . 3

How does **Figure 19** show that the weight of the device is balanced by the weight of the rice and basket?

[1 mark]

---



---



---

0 7 . 4

The basket can hang from different points on the device.

Where should the basket hang to measure the largest quantity of rice?

[1 mark]

Tick (✓) **one** box.

P       Q       R       S

0 7 . 5

Write down the equation which links distance, force and moment of a force.

[1 mark]

---

0 7 . 6

In **Figure 19**, the weight of the device causes an anticlockwise moment of 0.15 Nm about the pivot.

The weight of the rice and basket acts 0.06 m from the pivot.

Calculate the weight of the rice and basket.

[3 marks]

---



---



---



---

Weight of rice and basket = \_\_\_\_\_ N

Turn over ►



0 7 . 7

Write down the equation which links gravitational field strength, mass and weight.

**[1 mark]**

---

0 7 . 8

The basket has a mass of 0.04 kg

gravitational field strength = 9.8 N/kg

Calculate the mass of rice in the basket.

**[3 marks]**

---

---

---

---

Mass = \_\_\_\_\_ kg

---

**12**



**Turn over for the next question**

*Do not write  
outside the  
box*

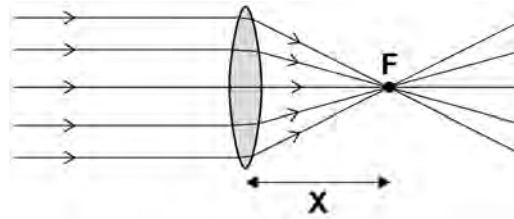
**DO NOT WRITE ON THIS PAGE  
ANSWER IN THE SPACES PROVIDED**

**Turn over ►**



**0 8 . 1** Figure 20 shows parallel rays of light being refracted by a convex lens.

**Figure 20**



What is distance 'X' called?

**[1 mark]**

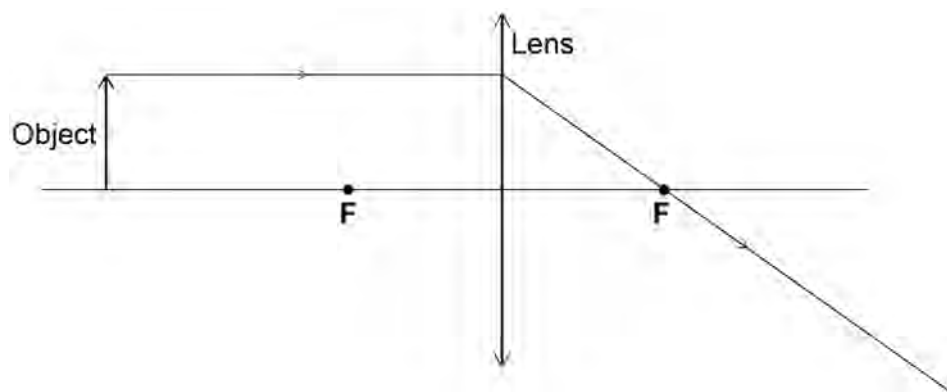
**0 8 . 2** Lenses can be used to form the image of an object.

Complete the ray diagram in **Figure 21** to show how a **convex** lens forms the image of the object.

Use an arrow to represent the image.

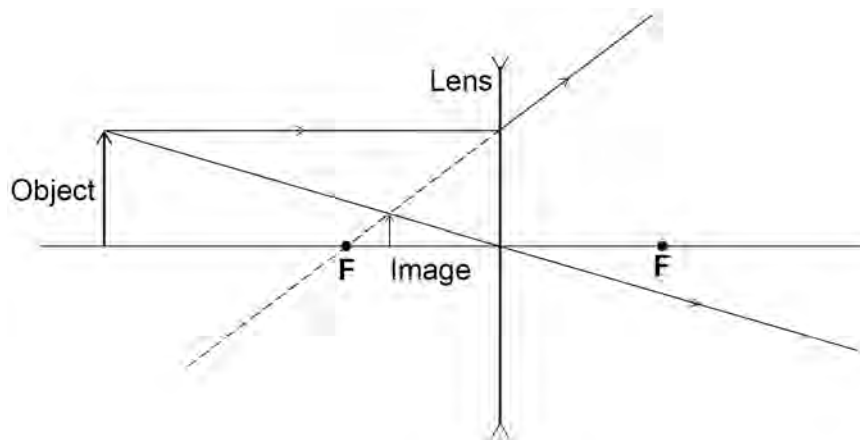
**[2 marks]**

**Figure 21**



**Figure 22** shows how a **concave** lens forms the image of an object.

**Figure 22**



0 8 . 3

Give **one** similarity and **one** difference between the image formed by the convex lens and the image formed by the concave lens.

[2 marks]

Similarity \_\_\_\_\_

\_\_\_\_\_

Difference \_\_\_\_\_

\_\_\_\_\_

0 8 . 4

A person uses a lens to read the letters on the back of a coin.

The image height of the letters on the coin is 9.0 mm

The magnification produced by the lens is 6.0

Calculate the height of the letters on the coin.

Use the Physics Equations sheet.

[3 marks]

\_\_\_\_\_

\_\_\_\_\_

\_\_\_\_\_

\_\_\_\_\_

Height = \_\_\_\_\_ mm

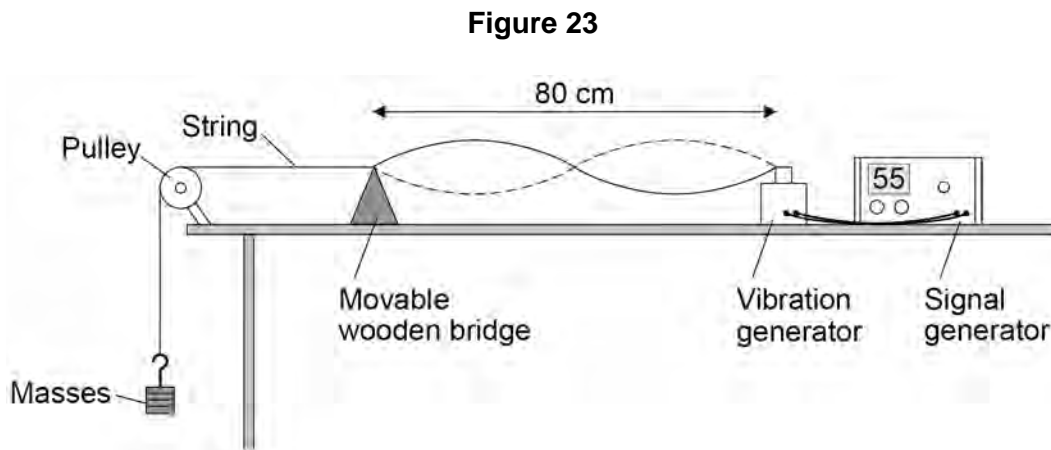
8

Turn over ►



0 9

**Figure 23** shows the apparatus used to investigate the waves in a stretched string.



The frequency of the signal generator is adjusted so that the wave shown in **Figure 23** is seen.

At this frequency the string vibrates between the two positions shown in **Figure 23**.

0 9 . 1

The wavelength of the wave shown in **Figure 23** was measured as 80 cm

What piece of apparatus would have been suitable for measuring this wavelength?

[1 mark]

---

0 9 . 2

Write down the equation which links frequency, wavelength and wave speed.

[1 mark]

---

0 9 . 3

The string in **Figure 23** vibrates at 55 Hz

Calculate the wave speed of the wave shown in **Figure 23**.

Use data given in **Figure 23**.

[3 marks]

---



---



---

Wave speed = \_\_\_\_\_ m/s



0 9 . 4

The frequency of the signal generator is increased.

This makes the wavelength of the wave change.

The wave speed stays the same.

Describe how the apparatus could be adjusted to show one complete wave without reducing the frequency.

[2 marks]

---

---

---

---

0 9 . 5

A student wants to investigate how the speed of a wave on a stretched string depends on the tension in the string.

The student uses the apparatus in **Figure 23**.

Describe a method the student could use for this investigation.

[4 marks]

---

---

---

---

---

---

---

---

---

---

---

---

---

---

---

---

---

---

---

---

---

---

---

---





1 0 . 2

Write down the equation which links distance, force and work done.

**[1 mark]**

---

1 0 . 3

The work done by the braking force to stop a vehicle was 900 000 J

The braking force was 60 000 N

Calculate the braking distance of the vehicle.

**[3 marks]**

---

---

---

---

Braking distance = \_\_\_\_\_ m

1 0 . 4

The greater the braking force, the greater the deceleration of a vehicle.

Explain the possible dangers caused by a vehicle having a large deceleration when it is braking.

**[2 marks]**

---

---

---

---

---

---

---

**12****END OF QUESTIONS**

**There are no questions printed on this page**

*Do not write  
outside the  
box*

**DO NOT WRITE ON THIS PAGE  
ANSWER IN THE SPACES PROVIDED**

**Copyright information**

For confidentiality purposes, from the November 2015 examination series, acknowledgements of third-party copyright material will be published in a separate booklet rather than including them on the examination paper or support materials. This booklet is published after each examination series and is available for free download from [www.aqa.org.uk](http://www.aqa.org.uk) after the live examination series.

Permission to reproduce all copyright material has been applied for. In some cases, efforts to contact copyright-holders may have been unsuccessful and AQA will be happy to rectify any omissions of acknowledgements. If you have any queries please contact the Copyright Team, AQA, Stag Hill House, Guildford, GU2 7XJ.

Copyright © 2019 AQA and its licensors. All rights reserved.



40



196G8463/2F

IB/G/Jun19/8463/2F