

Paper Reference(s)

6689/01

Edexcel GCE

Decision Mathematics D1

Advanced/Advanced Subsidiary

Thursday 12 June 2014 – Afternoon

Time: 1 hour 30 minutes

Materials required for examination

Nil

Items included with question papers

D1 Answer Book

Candidates may use any calculator allowed by the regulations of the Joint Council for Qualifications. Calculators must not have the facility for symbolic algebra manipulation or symbolic differentiation/integration, or have retrievable mathematical formulae stored in them.

Instructions to Candidates

Write your answers for this paper in the D1 answer book provided.

In the boxes on the answer book, write your centre number, candidate number, your surname, initials and signature.

Check that you have the correct question paper.

Answer ALL the questions.

When a calculator is used, the answer should be given to an appropriate degree of accuracy.

Do not return the question paper with the answer book.

Information for Candidates

Full marks may be obtained for answers to ALL questions.

The marks for individual questions and the parts of questions are shown in round brackets: e.g. (2).

There are 8 questions in this question paper. The total mark for this paper is 75.

There are 12 pages in this question paper. The answer book has 20 pages. Any blank pages are indicated.

Advice to Candidates

You must ensure that your answers to parts of questions are clearly labelled.

You should show sufficient working to make your methods clear to the Examiner.

Answers without working may not gain full credit.

Printer's Log. No.

P44423A



Turn over

Write your answers in the D1 answer book for this paper.

1.

	Art	Biology	Chemistry	Drama	English	French	Graphics
Art (A)	–	61	93	73	50	48	42
Biology (B)	61	–	114	82	83	63	58
Chemistry (C)	93	114	–	59	94	77	88
Drama (D)	73	82	59	–	89	104	41
English (E)	50	83	94	89	–	91	75
French (F)	48	63	77	104	91	–	68
Graphics (G)	42	58	88	41	75	68	–

The table shows the travelling times, in seconds, to walk between seven departments in a college.

- (a) Use Prim's algorithm, starting at Art, to find the minimum spanning tree for the network represented by the table. You must clearly state the order in which you select the **edges** of your tree. (3)
- (b) Draw the minimum spanning tree using the vertices given in Diagram 1 in the answer book. (1)
- (c) State the weight of the tree. (1)

(Total 5 marks)

2. (a) Draw the activity network described in the precedence table below, using activity on arc and exactly two dummies. (5)

Activity	Immediately preceding activities
<i>A</i>	–
<i>B</i>	–
<i>C</i>	–
<i>D</i>	<i>A, B</i>
<i>E</i>	<i>C</i>
<i>F</i>	<i>A, B</i>
<i>G</i>	<i>A, B</i>
<i>H</i>	<i>E, F</i>
<i>I</i>	<i>D</i>
<i>J</i>	<i>D, G</i>
<i>K</i>	<i>H</i>

- (b) Explain why each of the two dummies is necessary. (2)

(Total 7 marks)

3.

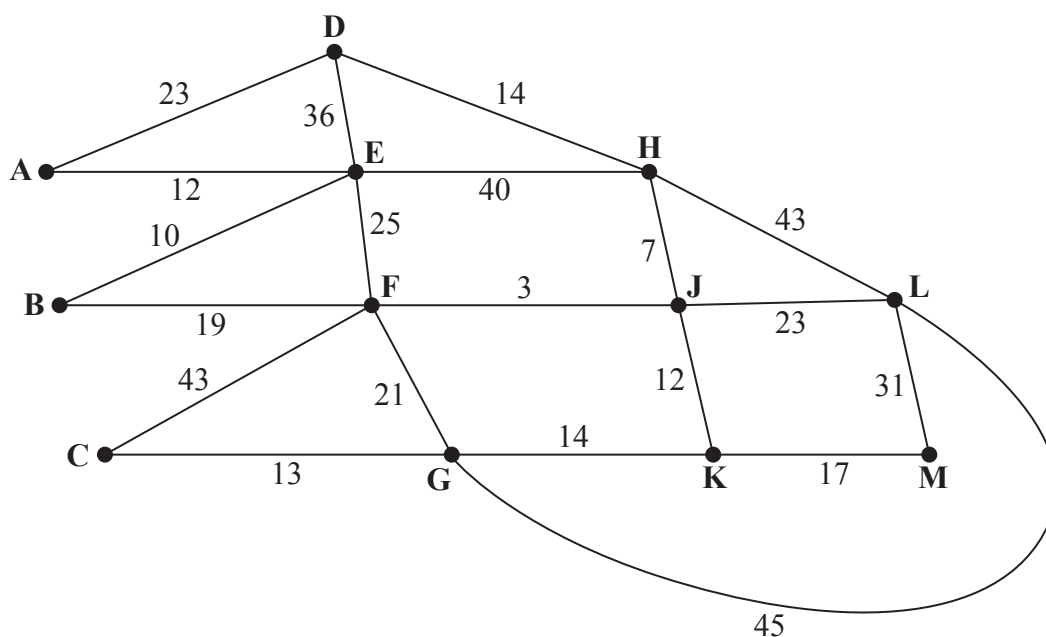


Figure 1
[The total weight of the network is 451]

Figure 1 models a network of tracks in a forest that need to be inspected by a park ranger. The number on each arc is the length, in km, of that section of the forest track.

Each track must be traversed at least once and the length of the inspection route must be minimised. The inspection route taken by the ranger must start and end at vertex A.

- (a) Use the route inspection algorithm to find the length of a shortest inspection route. State the arcs that should be repeated. You should make your method and working clear. (5)
- (b) State the number of times that vertex J would appear in the inspection route. (1)

The landowner decides to build two huts, one hut at vertex K and the other hut at a different vertex. In future, the ranger will be able to start his inspection route at one hut and finish at the other. The inspection route must still traverse each track at least once.

- (c) Determine where the other hut should be built so that the length of the route is minimised. You must give reasons for your answer and state a possible route and its length. (4)

(Total 10 marks)

4.

	1 st preference	2 nd preference	3 rd preference
Ashley (A)	T	C	V
Fran (F)	V	T	
Jas (J)	C	D	
Ned (N)	V		
Peter (P)	V		
Richard (R)	G	C	K

Six pupils, Ashley (A), Fran (F), Jas (J), Ned (N), Peter (P) and Richard (R), each wish to learn a musical instrument. The school they attend has six spare instruments; a clarinet (C), a trumpet (T), a violin (V), a keyboard (K), a set of drums (D) and a guitar (G). The pupils are asked which instruments they would prefer and their preferences are given in the table above. It is decided that each pupil must learn a different instrument and each pupil needs to be allocated to exactly one of their preferred instruments.

- (a) Using Diagram 1 in the answer book, draw a bipartite graph to show the possible allocations of pupils to instruments. (1)

Initially Ashley, Fran, Jas and Richard are each allocated to their first preference.

- (b) Show this initial matching on Diagram 2 in the answer book. (1)
- (c) Starting with the initial matching from (b), apply the maximum matching algorithm once to find an improved matching. You must state the alternating path you use and give your improved matching. (3)
- (d) Explain why a complete matching is not possible. (1)

Fran decides that as a third preference she would like to learn to play the guitar. Peter decides that as a second preference he would like to learn to play the drums.

- (e) **Starting with the improved matching found in (c)**, use the maximum matching algorithm to obtain a complete matching. You must state the alternating path you use and your complete matching. (3)

(Total 9 marks)

5.

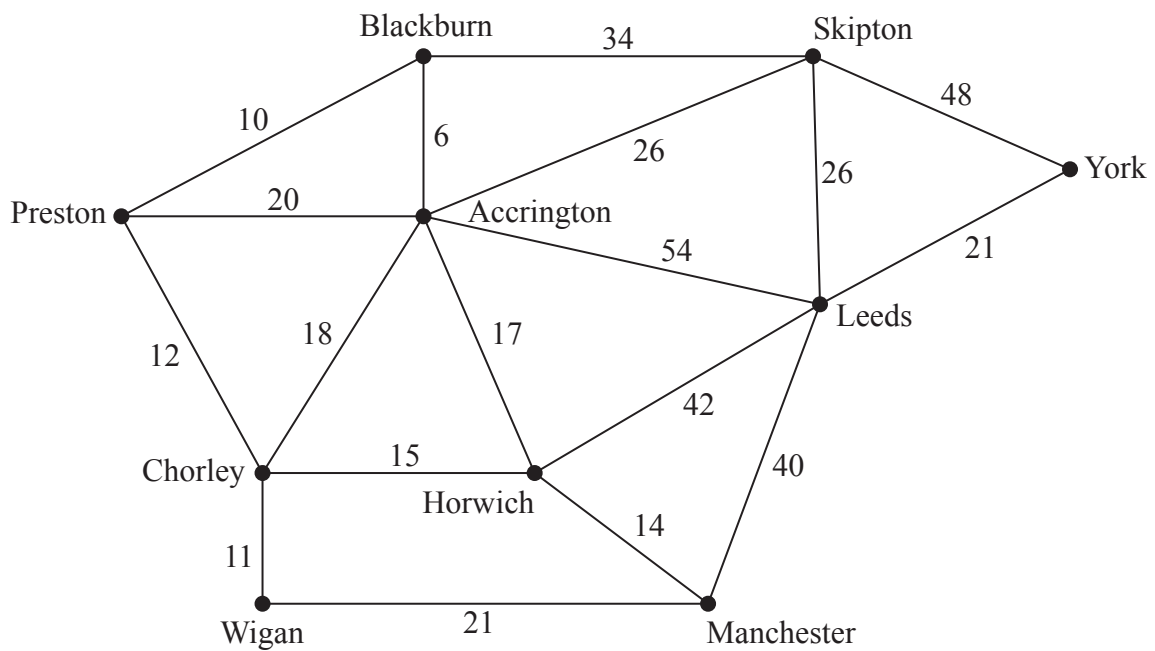


Figure 2

Sharon is planning a road trip from Preston to York. Figure 2 shows the network of roads that she could take on her trip. The number on each arc is the length of the corresponding road in miles.

- (a) Use Dijkstra's algorithm to find the shortest route from Preston (P) to York (Y). State the shortest route and its length. (6)

Sharon has a friend, John, who lives in Manchester (M). Sharon decides to travel from Preston to York via Manchester so she can visit John. She wishes to minimise the length of her route.

- (b) State the new shortest route. Hence calculate the additional distance she must travel to visit John on this trip. You must make clear the numbers you use in your calculation. (3)

(Total 9 marks)

6.

24 14 8 x 19 25 6 17 9

The numbers in the list represent the exact weights, in kilograms, of 9 suitcases. One suitcase is weighed inaccurately and the only information known about the unknown weight, x kg, of this suitcase is that $19 < x \leq 23$. The suitcases are to be transported in containers that can hold a maximum of 50 kilograms.

(a) Use the first-fit bin packing algorithm, on the list provided, to allocate the suitcases to containers. (3)

(b) Using the list provided, carry out a quick sort to produce a list of the weights in **descending** order. Show the result of each pass and identify your pivots clearly. (4)

(c) Apply the first-fit decreasing bin packing algorithm to the ordered list to determine the 2 possible allocations of suitcases to containers. (4)

After the first-fit decreasing bin packing algorithm has been applied to the ordered list, one of the containers is full.

(d) Calculate the possible integer values of x . You must show your working. (2)

(Total 13 marks)

7. (a) In the context of critical path analysis, define the term 'total float'.

(2)

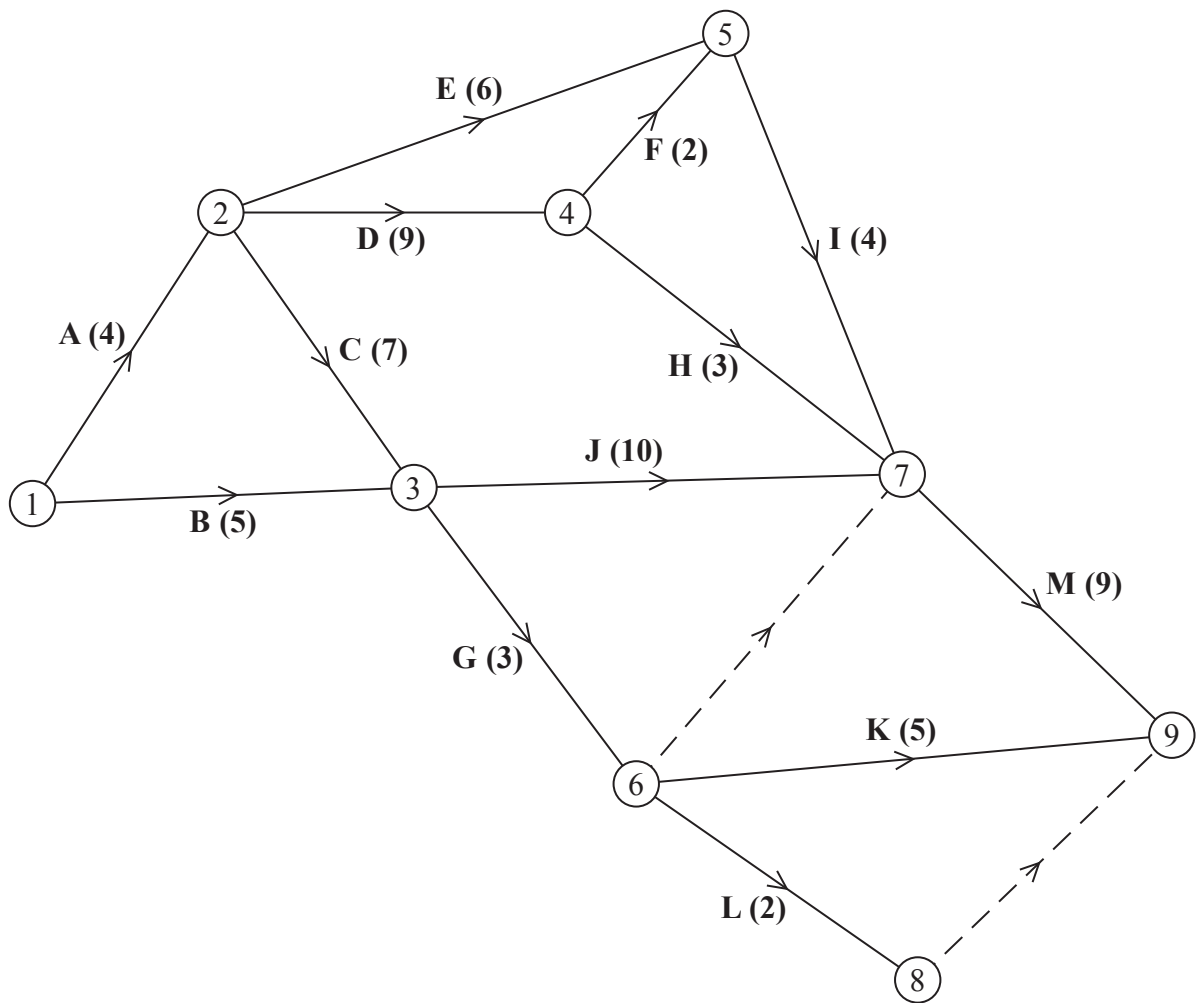


Figure 3

Figure 3 is the activity network for a building project. The activities are represented by the arcs. The number in brackets on each arc gives the time, in days, to complete the activity. Each activity requires exactly one worker. The project is to be completed in the shortest possible time.

(b) Complete Diagram 1 in the answer book to show the early event times and the late event times. (3)

- (c) State the critical activities. (1)
- (d) Calculate the maximum number of days by which activity G could be delayed without affecting the shortest possible completion time of the project. You must make the numbers used in your calculation clear. (2)
- (e) Calculate a lower bound for the number of workers needed to complete the project in the minimum time. You must show your working. (2)

The project is to be completed in the minimum time using as few workers as possible.

- (f) Schedule the activities using Grid 1 in the answer book. (4)

(Total 14 marks)

8.

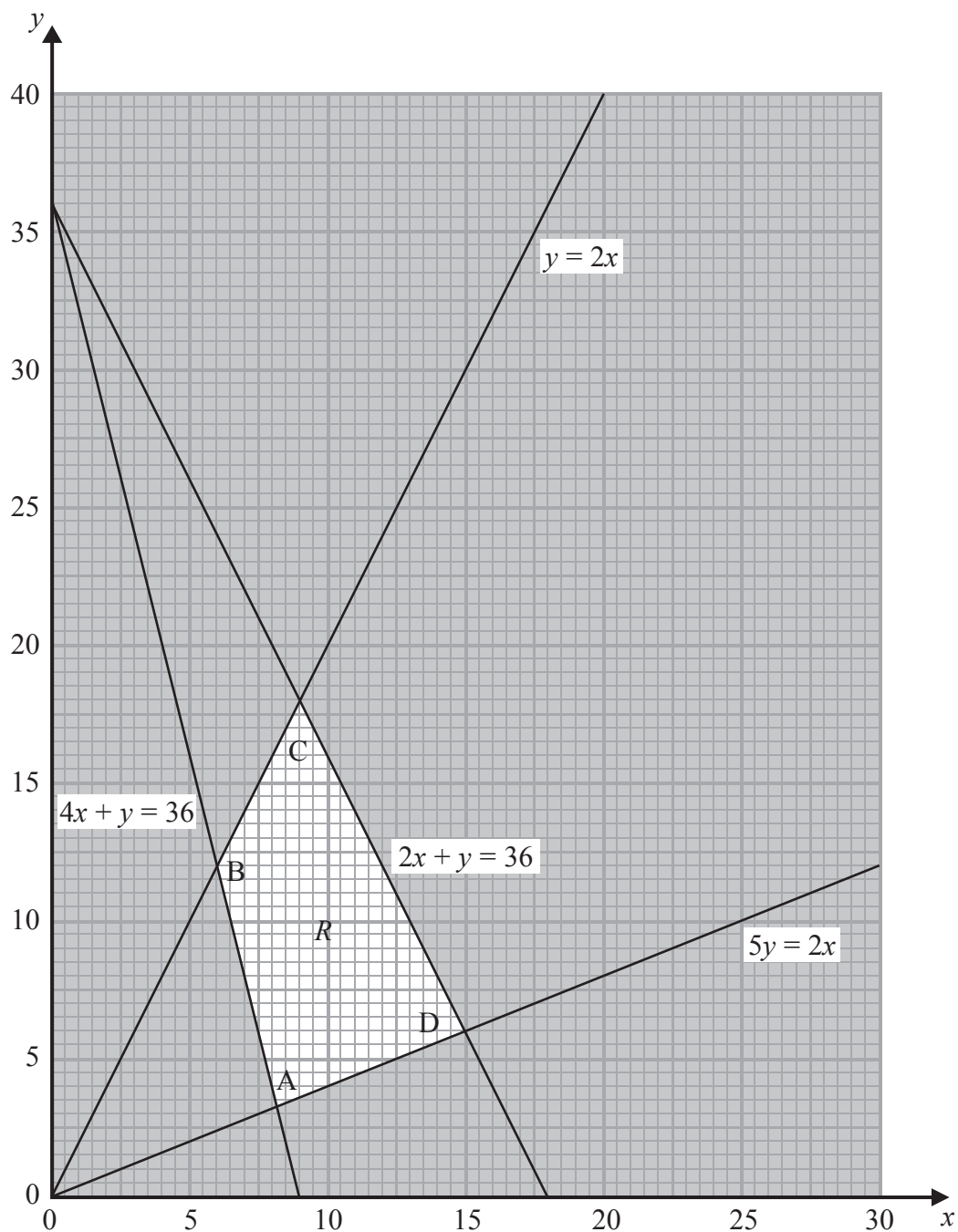


Figure 4

The graph in Figure 4 is being used to solve a linear programming problem. The four constraints have been drawn on the graph and the rejected regions have been shaded out. The four vertices of the feasible region R are labelled A, B, C and D.

(a) Write down the constraints represented on the graph.

(2)

The objective function, P , is given by

$$P = x + ky$$

where k is a positive constant.

The minimum value of the function P is given by the coordinates of vertex A **and** the maximum value of the function P is given by the coordinates of vertex D.

(b) Find the range of possible values for k . You must make your method clear.

(6)

(Total 8 marks)

TOTAL FOR PAPER: 75 MARKS

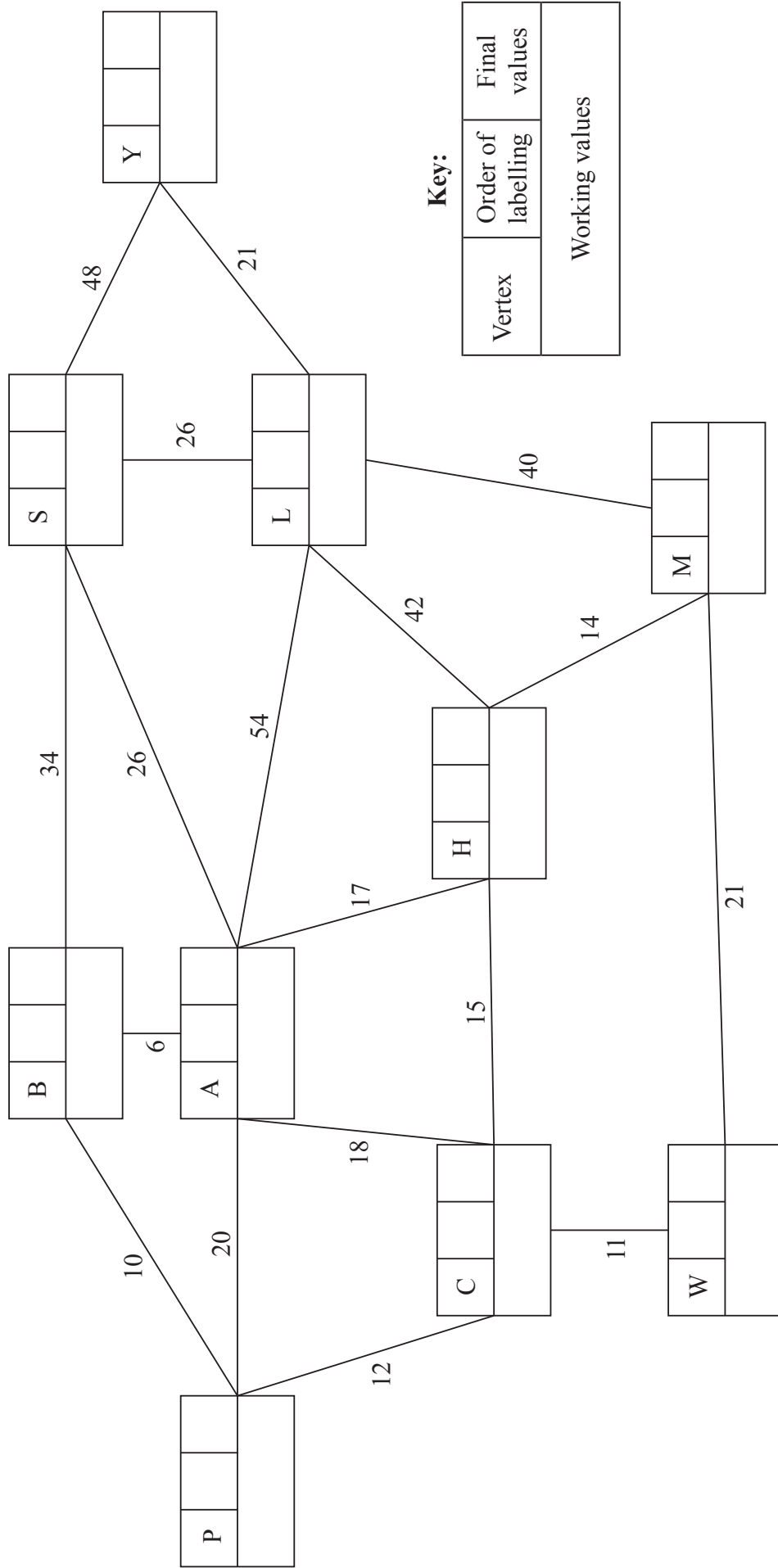
END

BLANK PAGE

2. (a)



5. (a)



Key:

Vertex	Order of labelling	Final values
Working values		

Shortest route: _____

Length of shortest route: _____

Leave blank



Question 5 continued

(b)

Lined area for writing the answer to Question 5(b).

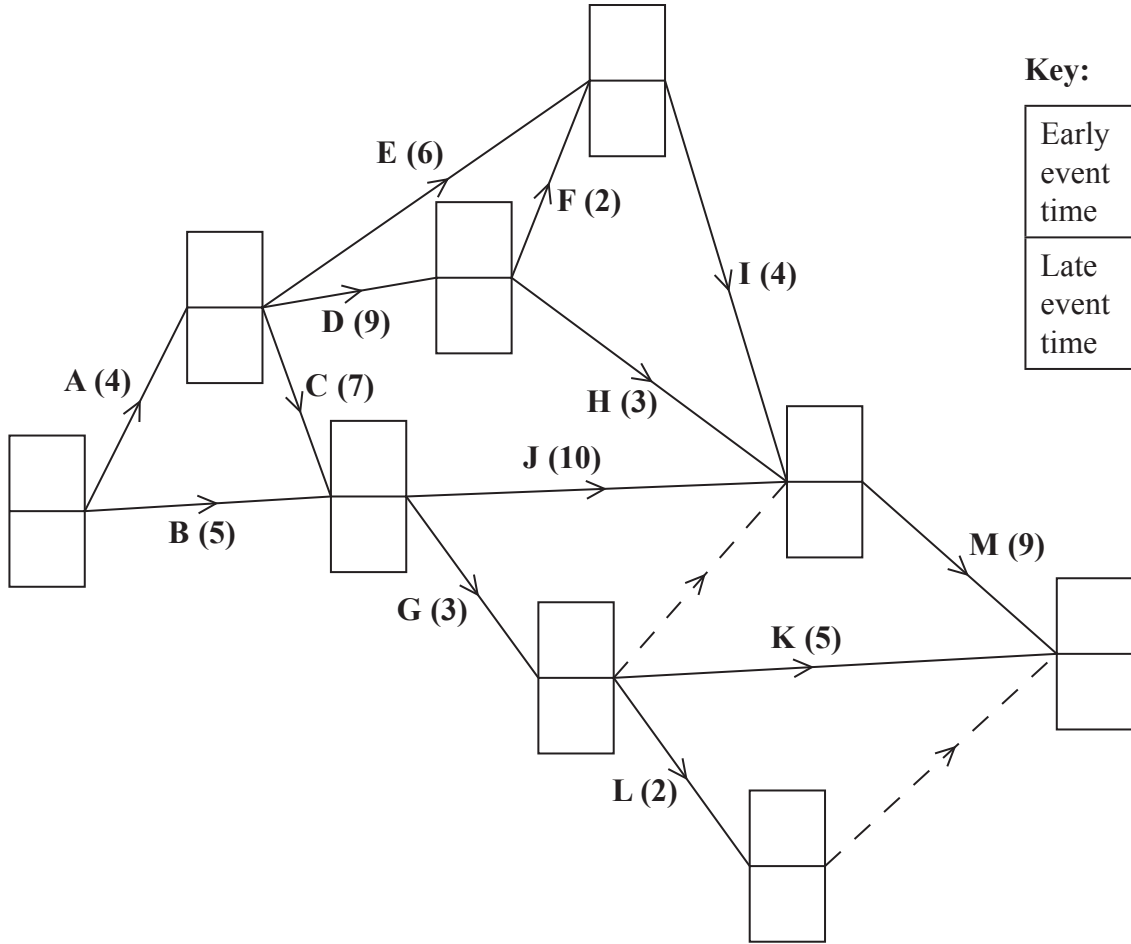
(Total 9 marks)

Q5



7. (a) _____

(b)



Key:

Early event time
Late event time

Diagram 1



Question 7 continued


(c) Critical activities _____

(d) _____

(e) _____

(f)

0 2 4 6 8 10 12 14 16 18 20 22 24 26 28 30 32 34



Grid 1

(Total 14 marks)

Q7

--	--



8.

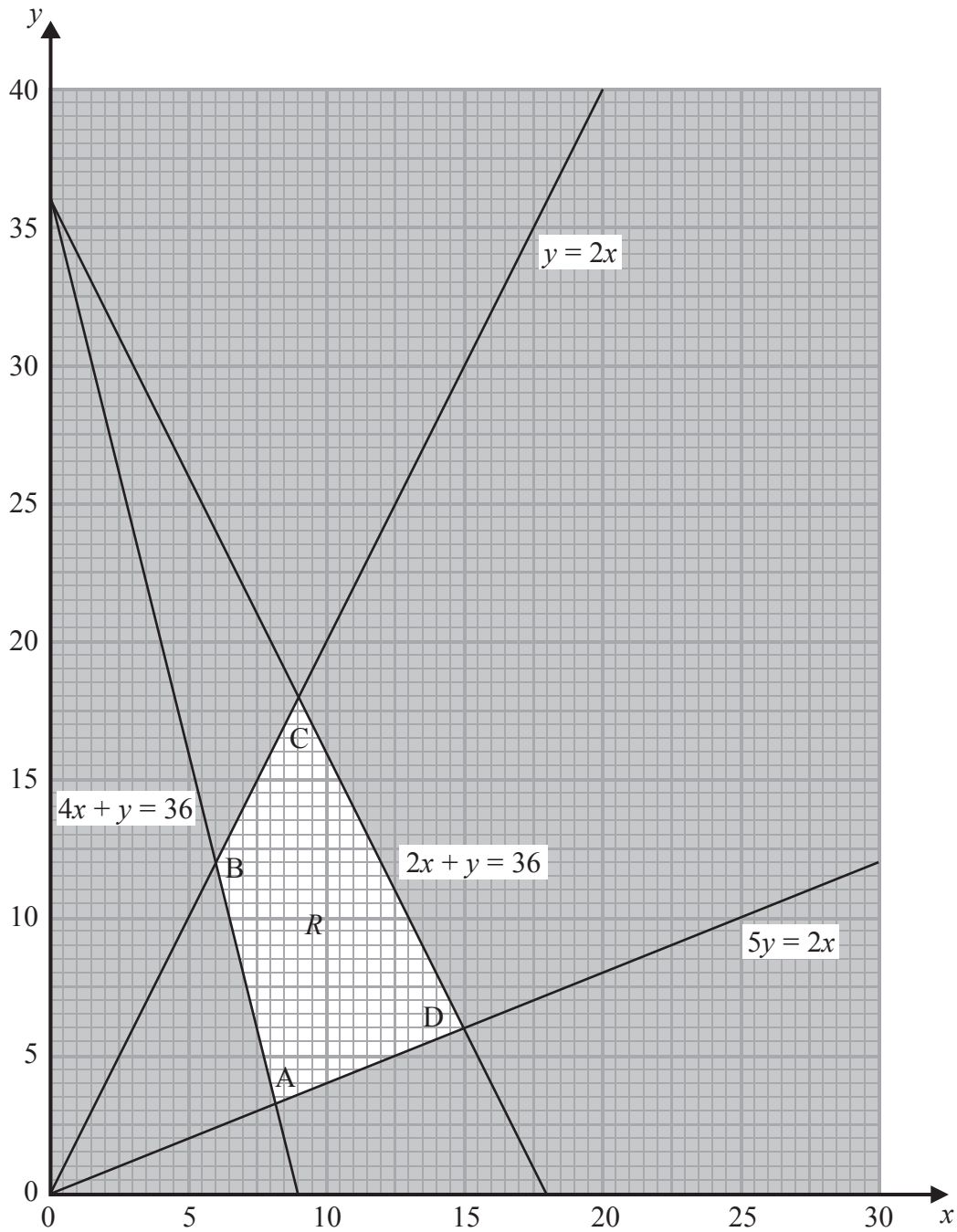


Figure 4



BLANK PAGE

