

Please check the examination details below before entering your candidate information

Candidate surname

Other names

Centre Number

Candidate Number

--	--	--	--	--

--	--	--	--	--

## Pearson Edexcel Level 3 GCE

Monday 18 October 2021 – Afternoon

Paper  
reference

**9MA0/32**

# Mathematics

Advanced

**PAPER 32: Mechanics**

**You must have:**

Mathematical Formulae and Statistical Tables (Green), calculator

Total Marks

**Candidates may use any calculator allowed by Pearson regulations. Calculators must not have the facility for symbolic algebra manipulation, differentiation and integration, or have retrievable mathematical formulae stored in them.**

### Instructions

- Use **black** ink or ball-point pen.
- If pencil is used for diagrams/sketches/graphs it must be dark (HB or B).
- **Fill in the boxes** at the top of this page with your name, centre number and candidate number.
- Answer **all** questions and ensure that your answers to parts of questions are clearly labelled.
- Answer the questions in the spaces provided  
– *there may be more space than you need.*
- You should show sufficient working to make your methods clear. Answers without working may not gain full credit.
- Unless otherwise indicated, whenever a value of  $g$  is required, take  $g = 9.8 \text{ m s}^{-2}$  and give your answer to either 2 significant figures or 3 significant figures.

### Information

- A booklet 'Mathematical Formulae and Statistical Tables' is provided.
- The total mark for this part of the examination is 50. There are 5 questions.
- The marks for **each** question are shown in brackets  
– *use this as a guide as to how much time to spend on each question.*

### Advice

- Read each question carefully before you start to answer it.
- Try to answer every question.
- Check your answers if you have time at the end.

Turn over ►

P68824A

©2021 Pearson Education Ltd.

A:1/1/1/1/1/1/



Pearson





2.

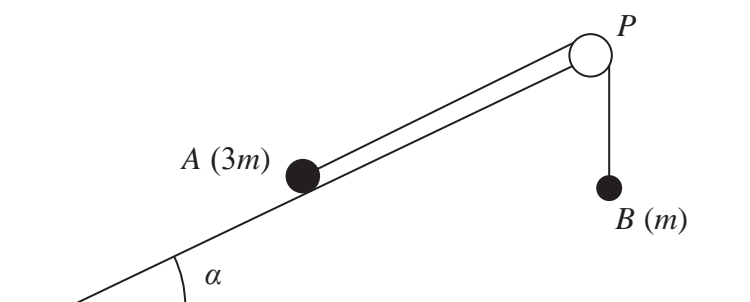


Figure 1

A small stone  $A$  of mass  $3m$  is attached to one end of a string.

A small stone  $B$  of mass  $m$  is attached to the other end of the string.

Initially  $A$  is held at rest on a fixed rough plane.

The plane is inclined to the horizontal at an angle  $\alpha$ , where  $\tan \alpha = \frac{3}{4}$

The string passes over a pulley  $P$  that is fixed at the top of the plane.

The part of the string from  $A$  to  $P$  is parallel to a line of greatest slope of the plane.

Stone  $B$  hangs freely below  $P$ , as shown in Figure 1.

The coefficient of friction between  $A$  and the plane is  $\frac{1}{6}$

Stone  $A$  is released from rest and begins to move down the plane.

The stones are modelled as particles.

The pulley is modelled as being small and smooth.

The string is modelled as being light and inextensible.

Using the model for the motion of the system before  $B$  reaches the pulley,

(a) write down an equation of motion for  $A$  (2)

(b) show that the acceleration of  $A$  is  $\frac{1}{10}g$  (7)

(c) sketch a velocity-time graph for the motion of  $B$ , from the instant when  $A$  is released from rest to the instant just before  $B$  reaches the pulley, explaining your answer. (2)

In reality, the string is not light.

(d) State how this would affect the working in part (b). (1)









3.

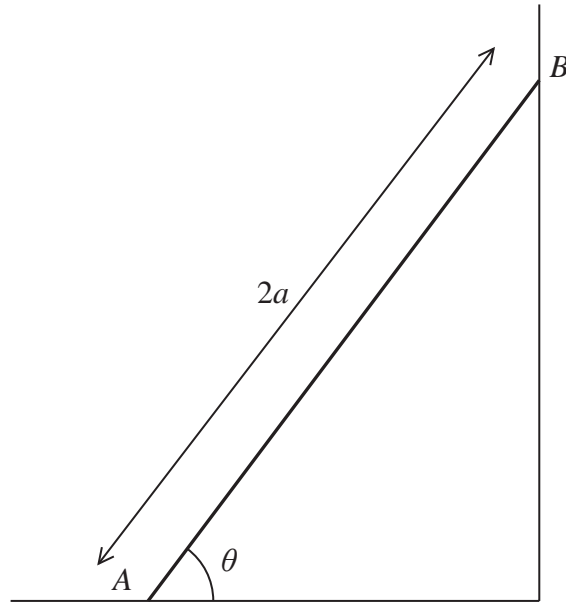


Figure 2

A beam  $AB$  has mass  $m$  and length  $2a$ .

The beam rests in equilibrium with  $A$  on rough horizontal ground and with  $B$  against a smooth vertical wall.

The beam is inclined to the horizontal at an angle  $\theta$ , as shown in Figure 2.

The coefficient of friction between the beam and the ground is  $\mu$

The beam is modelled as a uniform rod resting in a vertical plane that is perpendicular to the wall.

Using the model,

(a) show that  $\mu \geq \frac{1}{2} \cot \theta$  (5)

A horizontal force of magnitude  $kmg$ , where  $k$  is a constant, is now applied to the beam at  $A$ .

This force acts in a direction that is perpendicular to the wall and towards the wall.

Given that  $\tan \theta = \frac{5}{4}$ ,  $\mu = \frac{1}{2}$  and the beam is now in limiting equilibrium,

(b) use the model to find the value of  $k$ . (5)





**Question 3 continued**

DO NOT WRITE IN THIS AREA

DO NOT WRITE IN THIS AREA

DO NOT WRITE IN THIS AREA

Lined writing area consisting of 30 horizontal lines for student response.



Question 3 continued

Lined writing area with horizontal lines.

DO NOT WRITE IN THIS AREA

DO NOT WRITE IN THIS AREA

DO NOT WRITE IN THIS AREA





4.

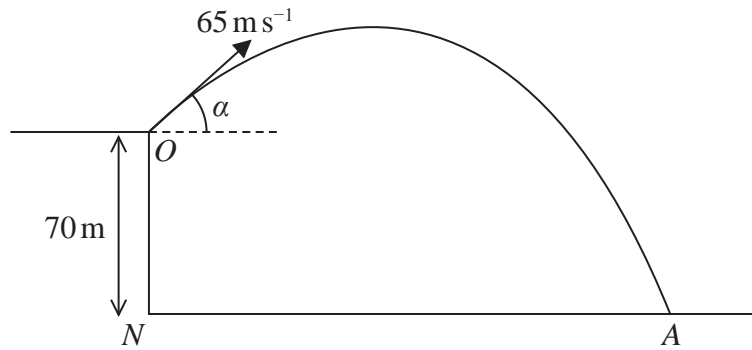


Figure 3

A small stone is projected with speed  $65 \text{ m s}^{-1}$  from a point  $O$  at the top of a vertical cliff.

Point  $O$  is  $70 \text{ m}$  vertically above the point  $N$ .

Point  $N$  is on horizontal ground.

The stone is projected at an angle  $\alpha$  above the horizontal, where  $\tan \alpha = \frac{5}{12}$

The stone hits the ground at the point  $A$ , as shown in Figure 3.

The stone is modelled as a particle moving freely under gravity.

**The acceleration due to gravity is modelled as having magnitude  $10 \text{ m s}^{-2}$**

Using the model,

(a) find the time taken for the stone to travel from  $O$  to  $A$ , (4)

(b) find the speed of the stone at the instant just before it hits the ground at  $A$ . (5)

One limitation of the model is that it ignores air resistance.

(c) State one other limitation of the model that could affect the reliability of your answers. (1)

---

---

---

---

---

---

---

---

---

---

DO NOT WRITE IN THIS AREA

DO NOT WRITE IN THIS AREA

DO NOT WRITE IN THIS AREA





Question 4 continued

Lined writing area for the question response.

DO NOT WRITE IN THIS AREA

DO NOT WRITE IN THIS AREA

DO NOT WRITE IN THIS AREA















