

Write your name here

Surname

Other names

Centre Number

Candidate Number

**Edexcel GCSE**

# Geography B

## Unit 2: People and the Planet

**Foundation Tier**

Wednesday 12 June 2013 – Morning

**Time: 1 hour**

Paper Reference

**5GB2F/01**

**You do not need any other materials.**

Total Marks

### Instructions

- Use **black** ink or ball-point pen.
- **Fill in the boxes** at the top of this page with your name, centre number and candidate number.
- In Section **A**, answer **all** questions.
- In Section **B**, answer **either** question **5** or **6**.
- In Section **C**, answer **either** question **7** or **8**.
- Answer the questions in the spaces provided – *there may be more space than you need.*

### Information

- The total mark for this paper is 53.
- The marks for **each** question are shown in brackets – *use this as a guide as to how much time to spend on each question.*
- Questions labelled with an **asterisk** (\*) are ones where the quality of your written communication will be assessed.
- The marks available for spelling, punctuation and grammar are clearly indicated.

### Advice

- Read each question carefully before you start to answer it.
- Keep an eye on the time.
- Check your answers if you have time at the end.

Turn over ►

P41374A

©2013 Pearson Education Ltd.

6/8/6/4



**PEARSON**

SECTION A – INTRODUCTION TO PEOPLE AND THE PLANET

Answer ALL questions.

Topic 1: Population Dynamics

1 Look at Figure 1.

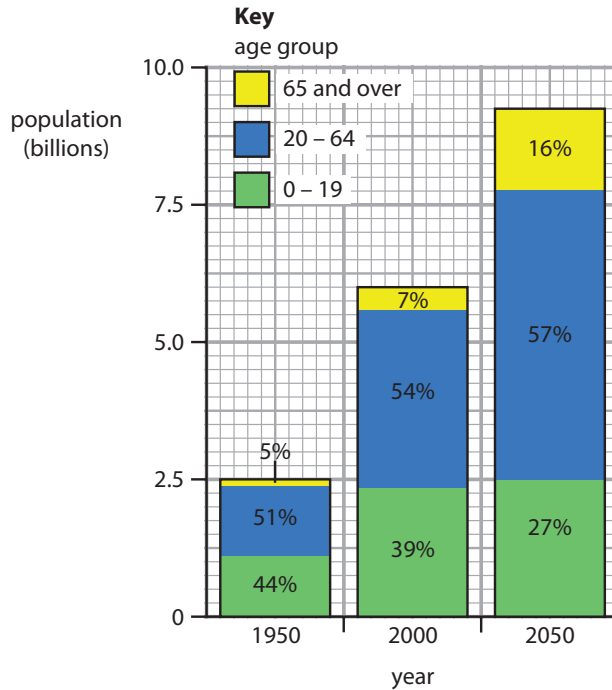


Figure 1 – The changing size and age structure of global population, 1950–2050

(a) (i) Which **one** of the following statements is correct?

(1)

- A Population grew fastest between 1950 and 2000
- B Population will fall between 2000 and 2050
- C Population will grow by 7.5 billion between 1950 and 2050
- D The 0–19 age group is the largest category

(ii) Describe the changes in the 65 and over age-group.

(3)

.....

.....

.....

.....

.....

.....

.....



(b) Outline **one** reason why death rates have **risen** in some countries in recent years.

(2)

.....

.....

.....

.....

(c) Outline **one** reason **why** some governments encourage women to have more children.

(2)

.....

.....

.....

.....

**(Total for Question 1 = 8 marks)**



## Topic 2: Consuming Resources

2 Look at Figure 2.



Before mining – 1990

After mining – 2012

**Figure 2 – The impact of mining (extracting oil from sands) in Canada**

(a) (i) Which **one** of the following best describes the impact of this mining on the natural environment?

(1)

- A** Some of the natural environment was improved
- B** There was a complete change in the natural environment
- C** The natural environment is recovering quite rapidly
- D** Most of the natural environment was left undamaged

(ii) Oil is an example of a non-renewable resource.

Name **one** other non-renewable resource.

(1)



(b) For a named global resource describe its pattern of supply.

(3)

Named resource .....

.....

.....

.....

.....

.....

.....

(c) Explain why some resources may never run out.

(3)

.....

.....

.....

.....

.....

.....

**(Total for Question 2 = 8 marks)**



### Topic 3: Living Spaces

3 Look at Figure 3.



Figure 3 – A cartoon showing some aspects of urban growth

(a) (i) Which **one** of the following best describes the outward growth of urban areas?

(1)

- A Re-urbanisation
- B Commuting
- C Urban sprawl
- D Retirement migration

(ii) State **one negative** impact of the outward growth of cities on surrounding rural areas.

(1)

(b) State **two** reasons why young people migrate to cities.

(2)

1 .....

2 .....



(c) Describe **two** impacts of a growing demand for space in some inner-city areas.

(4)

1 .....

.....

.....

2 .....

.....

.....

**(Total for Question 3 = 8 marks)**



## Topic 4: Making a Living

4 Look at Figure 4.



**Figure 4 – Unemployment and informal economy rates in Mexico**

(a) (i) Which **one** of the following best describes the trends in unemployment **and** the informal economy?

(1)

- A** Both decrease through the period shown
- B** Unemployment rises but the informal economy declines
- C** Both rise but not consistently through the period shown
- D** The informal economy grows but unemployment declines

(ii) Name **one** example of informal employment.

(1)

(b) Outline **one** way changing employment can be **positive** for the environment.

(2)

---



---



---



---



---





(c) Outline **two** reasons **why** the economy needs to be diversified in some rural areas.

(4)

1 .....

.....

.....

2 .....

.....

.....

**(Total for Question 4 = 8 marks)**

**TOTAL FOR SECTION A = 32 MARKS**



## SECTION B – SMALL-SCALE PEOPLE AND THE PLANET

Answer **ONE** question in this section.

### Topic 5: Changing Cities

If you answer Question 5 put a cross in this box

5 Look at Figure 5.

In American cities between 2000 and 2012, people were asked the following question in surveys.

***'Have you done any of the following in the past year?'***

Type of environmental action	Survey year				
	2000	2003	2006	2009	2012
Recycled paper, glass and other items	90	89	87	90	86
Reduced household energy use	83	80	85	85	82
Bought 'green' products	73	72	70	76	70
Used reusable shopping bags	52	55	59	65	72

**Figure 5 – A table showing the percentage of people who answered 'Yes' for each environmental action**

(a) Which of the environmental actions has increased in **every** survey year?

(1)

- A** Recycled paper, glass and other items
- B** Reduced household energy use
- C** Bought 'green' products
- D** Used reusable shopping bags

(b) Outline **one reason** why some people do **not** become 'green' consumers.

(2)

.....

.....

.....

.....



\***(c)** Using examples, describe the ways cities can develop more sustainable transport systems.

**(6)**

.....

.....

.....

.....

.....

.....

.....

.....

.....

.....

.....

.....

.....

.....

.....

.....

.....

.....

.....

.....

.....

.....

**(Total for Question 5 = 9 marks)**



## Topic 6: Changing Countryside

If you answer Question 6 put a cross in this box

6 Look at Figure 6.

Rank	Factor	Average score out of 10
1	Climate	8.1
2	Views and scenery	7.8
3	Garden/grounds	7.4
4	Peace and quiet	7.3
5	Transport links	7.0
6	Restaurants	6.4
7	Sports facilities	6.3
8	Security	6.2
9	Cultural attractions	6.1
10	Traditional architecture	6.0

**Figure 6 – A survey of the most important factors considered when choosing second home locations in the UK**

(a) Which **one** of the following best describes the results of this survey?

(1)

- A** The natural environment is very important
- B** Property prices are very important
- C** Sports facilities are the most important factor
- D** House type is more important than gardens and grounds



(b) Outline **one** reason why some local people do **not** welcome second homeowners.

(2)

.....  
.....  
.....  
.....

\*(c) For a named rural area in a **developed** country, describe the attempts made to deal with the challenges that it faces.

(6)

Named rural area .....

.....  
.....  
.....  
.....  
.....  
.....  
.....  
.....  
.....  
.....  
.....  
.....  
.....  
.....  
.....  
.....  
.....  
.....  
.....  
.....  
.....

(Total for Question 6 = 9 marks)

---

**TOTAL FOR SECTION B = 9 MARKS**



SECTION C – LARGE-SCALE PEOPLE AND THE PLANET

Answer ONE question in this section.

Topic 7: Development Dilemmas

If you answer Question 7 put a cross in this box

Spelling, punctuation and grammar will be assessed in \*(b).

7 Look at Figure 7.

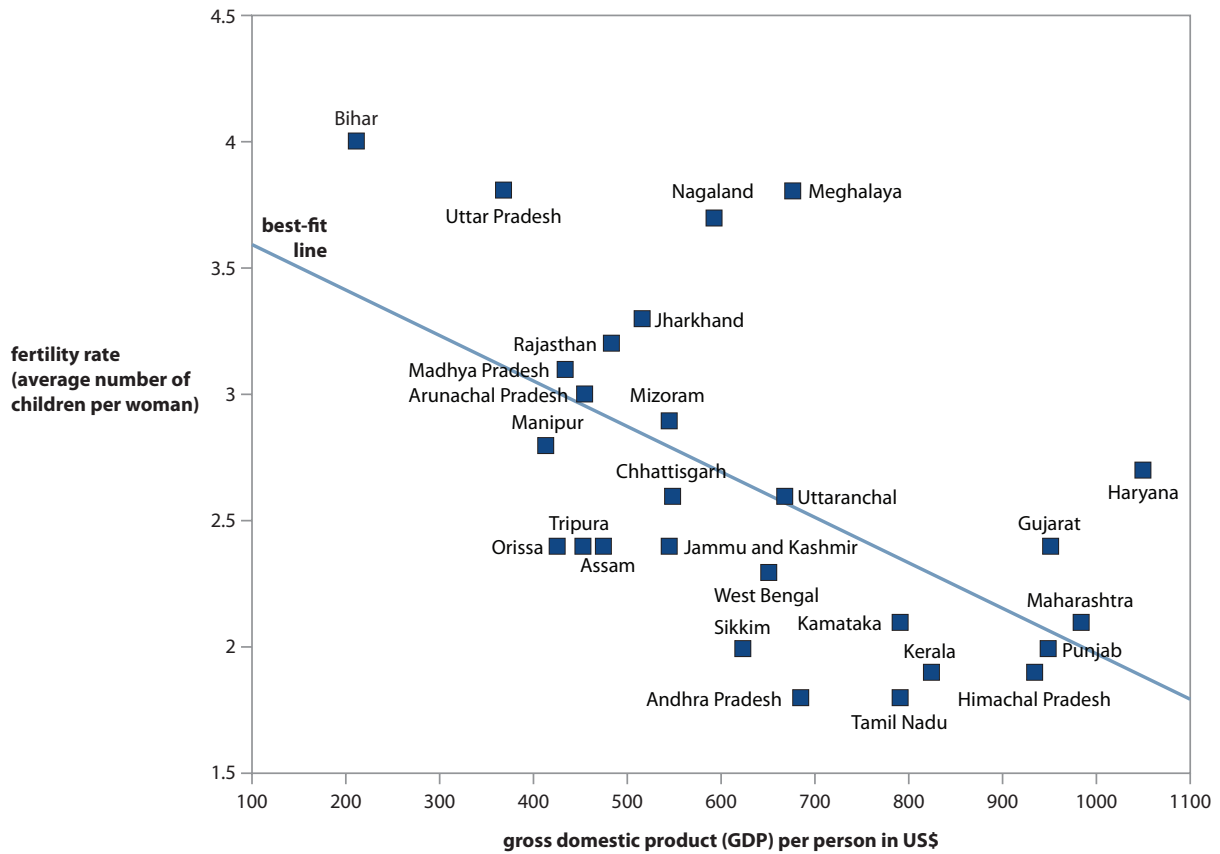


Figure 7 – The relationship between GDP per person and fertility rate for regions of India

(a) Describe the effect of higher GDP on the fertility rate.

(3)

.....

.....

.....

.....

.....

.....



**\*(b)** Using examples, describe the **differences** between sustainable and unsustainable rural development schemes.

(6)

.....

.....

.....

.....

.....

.....

.....

.....

.....

.....

.....

.....

.....

.....

.....

.....

.....

.....

.....

.....

.....

**(Total for spelling, punctuation and grammar = 3 marks)**

**(Total for Question 7 = 12 marks)**

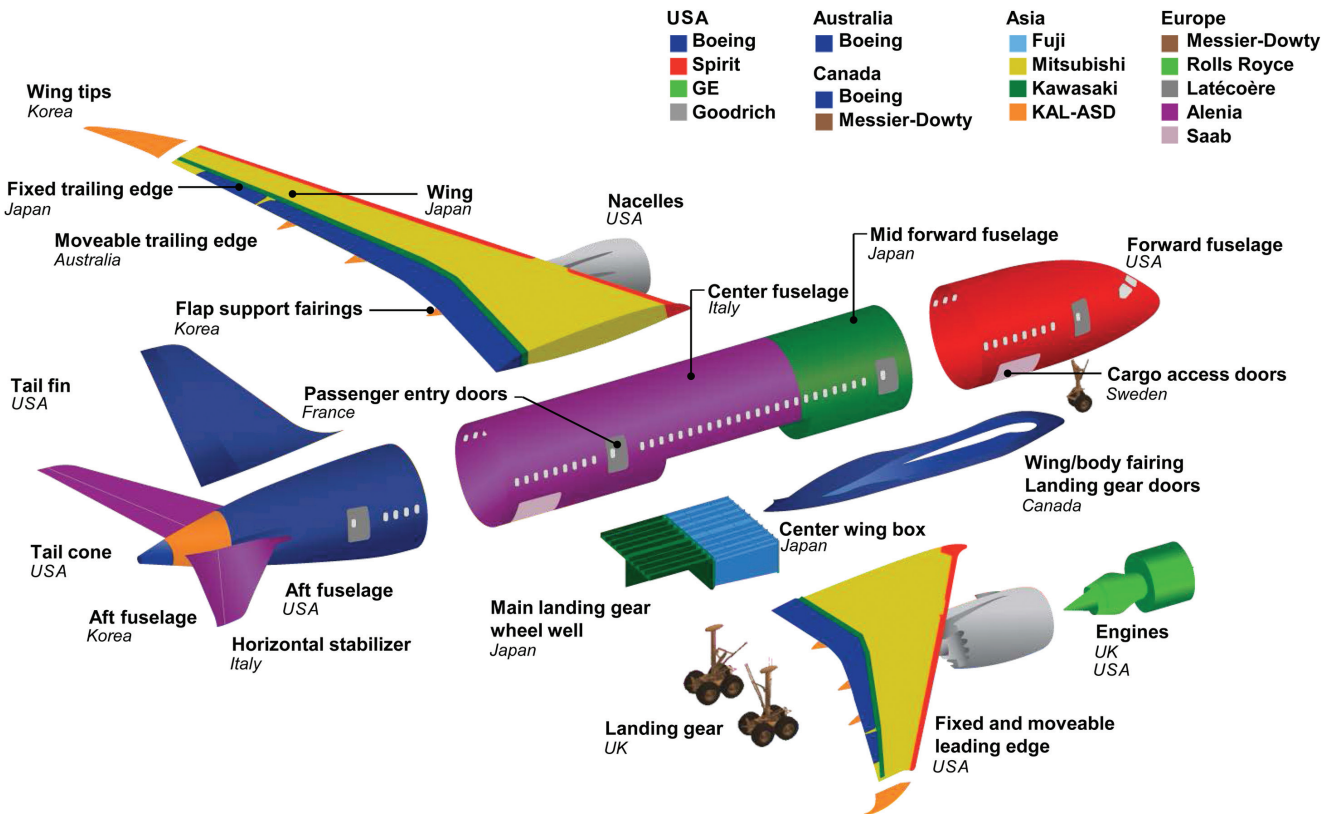


## Topic 8: World of Work

If you answer Question 8 put a cross in this box

**Spelling, punctuation and grammar will be assessed in \*(b).**

**8** Look at Figure 8.



**Figure 8 – The globalisation of production – where the parts for the Boeing 787 ‘Dreamliner’ are made.**

(a) Describe the distribution of this production.

(3)

.....

.....

.....

.....

.....

.....

.....





\***(b)** Using examples, describe the advantages and disadvantages brought by global shifts in production.

**(6)**

.....

.....

.....

.....

.....

.....

.....

.....

.....

.....

.....

.....

.....

.....

.....

.....

.....

.....

.....

.....

.....

.....

.....

.....

**(Total for spelling, punctuation and grammar = 3 marks)**  
**(Total for Question 8 = 12 marks)**

---

**TOTAL FOR SECTION C = 12 MARKS**  
**TOTAL FOR PAPER = 53 MARKS**



**BLANK PAGE**



**BLANK PAGE**



**BLANK PAGE**

