

GCE

Biology A

Unit **H020/01**: Breadth in biology

Advanced Subsidiary GCE

Mark Scheme for June 2017

OCR (Oxford Cambridge and RSA) is a leading UK awarding body, providing a wide range of qualifications to meet the needs of candidates of all ages and abilities. OCR qualifications include AS/A Levels, Diplomas, GCSEs, Cambridge Nationals, Cambridge Technicals, Functional Skills, Key Skills, Entry Level qualifications, NVQs and vocational qualifications in areas such as IT, business, languages, teaching/training, administration and secretarial skills.

It is also responsible for developing new specifications to meet national requirements and the needs of students and teachers. OCR is a not-for-profit organisation; any surplus made is invested back into the establishment to help towards the development of qualifications and support, which keep pace with the changing needs of today's society.

This mark scheme is published as an aid to teachers and students, to indicate the requirements of the examination. It shows the basis on which marks were awarded by examiners. It does not indicate the details of the discussions which took place at an examiners' meeting before marking commenced.












All examiners are instructed that alternative correct answers and unexpected approaches in candidates' scripts must be given marks that fairly reflect the relevant knowledge and skills demonstrated.

Mark schemes should be read in conjunction with the published question papers and the report on the examination.

OCR will not enter into any discussion or correspondence in connection with this mark scheme.

© OCR 2017

Annotations

Annotation	Meaning
DO NOT ACCEPT	Answers which are not worthy of credit
IGNORE 	Statements which are irrelevant
ALLOW or ACCEPT	Answers that can be accepted
()	Words which are not essential to gain credit
—	Underlined words must be present in answer to score a mark
AW	Alternative wording
ORA	Or reverse argument
	Mark is awarded
X	Answer incorrect
	Omission mark
	Benefit of doubt
	Blank page
	Statement that contradicts a correct statement
	Use to indicate when part of a mark point has been achieved
	Error carried forward
	Mark has already been awarded (given mark)
	Horizontal wavy line to indicate incorrect statements
	Not giving the benefit of doubt

Subject-specific Marking Instructions**INTRODUCTION**

Your first task as an Examiner is to become thoroughly familiar with the material on which the examination depends. This material includes:

- the specification, especially the assessment objectives
- the question paper
- the mark scheme.

You should ensure that you have copies of these materials.

You should ensure also that you are familiar with the administrative procedures related to the marking process. These are set out in the OCR booklet **Instructions for Examiners**. If you are examining for the first time, please read carefully **Appendix 5 Introduction to Script Marking: Notes for New Examiners**.

Please ask for help or guidance whenever you need it. Your first point of contact is your Team Leader.

Question	Answer	Marks	Guidance
	Mark the letter that is in the box. Credit a letter that is clearly the intended answer if the letter in the box is crossed out. Do not credit ambiguous letters, unless the correction is clearly thicker than the original. If there is no letter in the box, credit a very clear indication of the correct answer.		
1	C ✓	1	
2	A ✓	1	
3	D ✓	1	
4	B ✓	1	
5	C ✓	1	
6	A ✓	1	
7	D ✓	1	
8	C ✓	1	
9	C ✓	1	
10	B ✓	1	
11	C ✓	1	
12	A ✓	1	ACCEPT B
13	C ✓	1	
14	A ✓	1	
15	B ✓	1	
16	C ✓	1	
17	A ✓	1	
18	D ✓	1	ACCEPT A
19	C ✓	1	
20	B ✓	1	
	Total	20	

Question			Answer	Marks	Guidance
21	(a)	(i)	<p>Only credit answers referring to root tips not the root in general</p> <p>site of , cell division / cell replication / growth ✓</p> <p>is meristem(atic tissue) ✓</p> <p>no , chlorophyll / chloroplasts , present ✓</p>	2 max	<p>ACCEPT area where many cells are undergoing mitosis</p> <p>ACCEPT site of cell reproduction</p> <p>DO NOT ACCEPT cell growth</p> <p>DO NOT ACCEPT cell repair</p>
21	(a)	(ii)	<p>acetic orcein / methylene blue / toluidine blue ✓</p>	1	<p>Mark the first answer only. If additional incorrect answer given, then 0 marks</p> <p>ACCEPT phonetic spelling as long as it is not ambiguous</p> <p>ACCEPT Nile blue / Acridine orange / Ethidium bromide / Methyl green / Safranin / Leishman's / Crystal violet / Eosin blue / Sybr green / Gram stain / (Eosin and) haematoxylin</p> <p>DO NOT ACCEPT stains that are not , nucleus / DNA specific</p> <p>e.g. Methyl blue / Methyl orange / Congo red / Iodine / Iodine solution / ink / Evans blue / Sudan red</p>

Question		Answer	Marks	Guidance
21	(b)	11.91 μm ✓✓	2	<p>Correct answer = 2 marks (indicated by 2 ticks) even if no working shown</p> <p>ACCEPT 11.06 to 12.77 μm</p> <p>ACCEPT $1.106 \times 10^{-5} \text{ m}$ to $1.277 \times 10^{-5} \text{ m}$ [sig figs retained for standard form]</p> <p>Otherwise, Award ONE mark for:</p> <p>correct final answer without (correct) unit</p> <p>OR</p> <p>correct final answer to wrong number of dp or incorrectly rounded</p> <p>OR</p> <p>seeing (one graticule division =) $20 \div 2.35 = 8.51$</p> <p>OR</p> <p>seeing (measurement of nucleus =) 1.3 to 1.5 (graticule / eye piece) units / divisions or 1.3 to 1.5 cm or 13 to 15 (graticule / eye piece) units / division or 13 to 15 mm</p> <p>OR</p> <p>diameter = 110.63 to 127.65 μm</p>

Question		Answer	Marks	Guidance
22	(a)	<p><i>glycogen is</i></p> <p>1 insoluble , so has no effect on , water potential / Ψ (of cell) ✓</p> <p>2 <u>metabolically</u> inactive ✓</p> <p>3 compact / lots can be stored in a small space ✓</p> <p>4 able to store , large amounts / lots , of <u>energy</u> ✓</p> <p>5 (highly branched so) has lots of ends for , adding / removing , <u>glucose</u> (when needed) or can be broken down , fast / quickly / rapidly , to release <u>glucose</u> ✓</p>	3	<p>ACCEPT ORA for glucose for mps 1, 2 3 & 4 only</p> <p>1 ACCEPT insoluble so has no osmotic effect (on cell)</p> <p>5 IGNORE ref to surface area</p> <p>Note: 'compact so can store large amounts of energy' = 2 marks (mps 3 & 4)</p>

Question		Answer	Marks	Guidance
22	(b)	<p>1 <u>transport</u> vesicle from RER ✓</p> <p>2 modification / processing / folding ✓</p> <p>3 in / at , Golgi (body / apparatus) ✓</p> <p>4 (packaged into) <u>secretory</u> vesicle ✓</p> <p>5 vesicles move along the cytoskeleton ✓</p> <p>6 (vesicle) fuses with , cell <u>surface</u> / plasma , membrane ✓</p> <p>7 (secretion occurs by) <u>exocytosis</u> ✓</p>	3 max	<p>NOTE answers must be the in context of protein transport. Penalise once if a different material (e.g. gene) is transported to max 2</p> <p>2 ACCEPT example of modification e.g. converted into a glycoprotein ACCEPT in context of RER or Golgi</p> <p>3 IGNORE SER / smooth endoplasmic reticulum</p> <p>5 ACCEPT use of motor proteins / chaperones / microtubules</p> <p>6 ACCEPT merges with DO NOT ACCEPT binds / attaches / dissolves</p> <p>7 DO NOT ACCEPT exocytosis in context of excretion (rather than secretion) DO NOT ACCEPT vesicle being released by exocytosis</p>

Question			Answer	Marks	Guidance
23	(a)		<p>1 phospholipid bilayer ✓</p> <p>2 hydrophilic / phosphate (containing) , heads facing , outwards / towards external environment AND hydrophobic / fatty acid , tails facing , inwards / away from external environment ✓</p> <p>3 proteins / phospholipids , free to move (in membrane) ✓</p> <p>4 proteins , scattered / randomly arranged / spread throughout / here and there (between the phospholipids) ✓</p>	2 max	<p>ACCEPT mark points 1 and 2 from a clearly labelled diagram</p> <p>3 ACCEPT membrane components / molecules , free to move IGNORE fluid</p> <p>4 NOTE 'embedded proteins' is not enough without the random arrangement indicated IGNORE mosaic</p>
23	(b)	(i)	<p>(progesterone is) hydrophobic / fat soluble / lipid (molecule) ✓</p> <p>(so) dissolves in / diffuses through / is not repelled by , the <u>phospholipid</u> (bilayer) / <u>hydrophobic</u> tails / <u>fatty acid</u> tails ✓</p>	2	<p>ACCEPT non-polar / uncharged IGNORE small</p> <p>IGNORE passes / moves , through / across DO NOT ACCEPT diffuses through gaps , in the phospholipid bilayer / between the phospholipids</p>

Question			Answer	Marks	Guidance
23	(b)	(ii)	water / oxygen / carbon dioxide ✓	1	<p>Mark the first answer only. If additional incorrect answer given, then 0 marks</p> <p>ACCEPT correct formulae DO NOT ACCEPT incorrect formulae ACCEPT (named) alcohol / (other) named steroid hormone / triglyceride / glucose / vitamins / proteins / enzymes / (named) amino acid / anabolic steroid(s) etc (all of which are molecules and can cross the membrane by a passive or active method)</p> <p>DO NOT ACCEPT elemental ions (e.g. K⁺ / Na⁺ / Ca²⁺ etc) element (e.g. sodium / potassium etc)</p>
23	(c)	(i)	channel / carrier / transport / cotransporter , proteins ✓	1	ACCEPT sodium potassium pump / Na ⁺ K ⁺ pump
23	(c)	(ii)	adenine ✓ ribose ✓	2	<p><i>In any order</i></p> <p>IGNORE A DO NOT ACCEPT adenosine / other named base</p> <p>DO NOT ACCEPT deoxyribose / other named pentose</p> <p>ACCEPT FOR 1 MARK : nitrogenous base and pentose / 5C sugar</p>

Question			Answer	Marks	Guidance
23	(d)	(i)	3.83 ✓✓✓	3	<p>Mark answer on answer line. If no answer on answer line then look for a clear 'final' answer in the working.</p> <p>Correct answer = 3 marks (indicated by 3 ticks) even if no working shown IGNORE minus sign</p> <p>AWARD max 2 for correct answer not to 2dp or for $3\frac{5}{6}$</p> <p>If answer is incorrect</p> <p>AWARD 1 mark for (calculating difference between means):</p> <p style="padding-left: 40px;">$0.44 - 0.21 = 0.23$</p> <p style="padding-left: 40px;">OR</p> <p style="padding-left: 40px;">$0.21 - 0.44 = -0.23$</p> <p>AWARD 1 mark for:</p> <p style="padding-left: 40px;">$\frac{\sqrt{0.06^2 + 0.18^2}}{10}$</p> <p style="padding-left: 40px;">OR</p> <p style="padding-left: 40px;">$\frac{\sqrt{0.0036 + 0.0324}}{10}$</p> <p style="padding-left: 40px;">OR</p> <p style="padding-left: 40px;">$\frac{\sqrt{0.00036 + 0.00324}}{10}$</p>

Question			Answer	Marks	Guidance
23	(d)	(ii)	<p><i>If answer to (d)(i) is greater than 2.10 then</i></p> <p>rejected because value of t is higher than critical value ✓</p> <p>(H₀ is rejected so) the difference (between the means) , is <u>significant</u> / not due to chance ✓</p> <p><i>If answer to (d)(i) is less than 2.10 (including negative numbers) then</i></p> <p>accepted because value of t is lower than critical value ✓</p> <p>(H₀ is accepted so) the difference (between the means) , is <u>not significant</u> / is due to chance ✓</p>	2	<p>If no answer for (d)(i), then allow 1 max for correctly stating when to , accept / reject , H₀</p> <p>ACCEPT H₀ is rejected because 3.83 is greater than 2.10</p> <p>ACCEPT H₀ is accepted because 't value' is less than 2.10</p>

Question		Answer	Marks	Guidance
23	(e)	<p>E1 an increase in pigment (leaking out of cells) increases <u>absorbance</u> ✓</p> <p><i>at low(er) temperature</i></p> <p>D2 there is , little/ no , change in <u>absorbance</u> ✓</p> <p>E2 membrane is , (still) intact / undamaged ✓</p> <p><i>at high(er) temperature</i></p> <p>D3 there is a (steep) increase in <u>absorbance</u> ✓</p> <p>E3 (pigment, leaves cells / leaks out when) membrane becomes more permeable / membrane is damaged / membrane disrupted / phospholipids melt / phospholipids move further apart / proteins denature (or described) ✓</p>	3 max	<p>Award marks from any D or E statements but max 2 explain marks (E)</p> <p>Put just a tick for D marks and green blob by the tick for E marks to ensure max 2 E marks awarded</p> <p>IGNORE 'as temperature increases' unqualified</p> <p>E1 ACCEPT as clearly linked ideas</p> <p>For D2 and E2 if temperatures are quoted without 'low(er)' then °C must be used at least once <i>any range starting at 0 and ending between 20 and 40°C</i></p> <p>For D3 and E3 if temperatures are quoted without 'high(er)' then °C must be used at least once <i>above 30/40°C</i></p> <p>IGNORE enzymes denature</p>

Question			Answer	Marks	Guidance
24	(a)	(i)	ribosome(s) ✓	1	If additional incorrect answer given, then 0 marks
24	(a)	(ii)	(Eu)bacteria ✓ Archaea(bacteria) ✓	2	<i>In either order</i> DO NOT ACCEPT bacterium ACCEPT phonetic spelling
24	(a)	(iii)	nucleus ✓ DNA with , histones / (associated) proteins ✓ linear DNA ✓ (named) membrane bound organelles ✓ 80s ribosomes ✓	2 max	Mark the first two answers but IGNORE multicellular DO NOT ACCEPT microtubule / cytoskeleton / centriole IGNORE chromosome IGNORE chloroplast ACCEPT large(r) ribosomes
24	(b)		1 scientific , conferences / meetings ✓ 2 peer review / approving the work for publication / publication in (reputable) scientific journal ✓ 3 replication of work (by others to see if the same results are obtained) ✓ 4 look for more (supporting) evidence (e.g. from other peoples' work / investigating other molecules) ✓	2 max	2 ACCEPT analysing the procedures and data of the investigation 3 ACCEPT (others) repeat the experiments 4 Other molecules could include cytochrome C

Question			Answer	Marks	Guidance
25	(a)	(i)	(new DNA molecule comprises) one , original / old / parent , strand and one new strand ✓ each strand (of DNA molecule) acts as a template strand (for a new double helix) ✓	1 max	DO NOT ACCEPT 'DNA strand' instead of 'DNA molecule'
25	(a)	(ii)	 E1 (DNA) helicase ✓ F1 unzips the DNA molecule / breaks hydrogen bonds (between complementary bases) / separates the (2) strands ✓ E2 <u>DNA</u> polymerase ✓ F2 forms <u>phosphodiester</u> bonds / joins (adjacent) nucleotides / forms sugar-phosphate backbone ✓ Also creditworthy E3 gyrase ✓ F3 unwinds / uncoils , the DNA ✓	4 max	Mark the first 2 enzymes mentioned NOTE only award the function mark when linked to the correct enzyme IGNORE ligase F1 IGNORE unwinds the DNA molecule E2 DO NOT ACCEPT RNA polymerase F2 DO NOT ACCEPT forms H bonds ACCEPT checks for errors (in nucleotide sequence)

Question		Answer	Marks	Guidance
25	(b)	<p><i>tube with generation 1</i></p> <p>shows (new) DNA / band , contains , light nitrogen / N¹⁴ , and , heavy nitrogen / N¹⁵ ✓</p> <p><i>tube with generation 2</i></p> <p>(new) DNA / band , made from only , light nitrogen / N¹⁴ ✓</p> <p>so a , light / N¹⁴ , strand of <u>DNA</u> must be a , template / parent strand , for the new molecule ✓</p> <p><i>tube with generation 10</i></p> <p>(highest band gets thicker because) more of the <u>DNA</u> is made from <u>only</u> , light nitrogen / N¹⁴ ✓</p>	2 max	<p>Marks can be awarded from suitably labelled / annotated diagrams</p> <p>ACCEPT shows that (new) DNA is a hybrid</p> <p>Could be credited in context of generation 10 instead (but only award once)</p>

Question			Answer	Marks	Guidance
26	(a)		<p>1 temperature ✓</p> <p>2 pH ✓</p> <p>3 concentration of , protein / gelatine ✓</p> <p>4 volume / mass / surface area , of , protein / gelatine ✓</p> <p>5 volume of , protease / bromelain / enzyme ✓</p> <p>6 same source of , enzyme / gelatine ✓</p> <p>7 same reaction end point ✓</p>	3 max	<p>IGNORE the numbered prompt lines and mark the 1st 3 distinct variables, whether they are on the same line or on separate lines.</p> <p>3 IGNORE amount of , protein / gelatine IGNORE substrate</p> <p>4 IGNORE substrate</p> <p>5 IGNORE amount of , protease / bromelain / enzyme DO NOT ACCEPT enzyme concentration</p> <p>6 ACCEPT use the same (type of) , pineapple / gelatine</p> <p>7 ACCEPT ‘stop the time when completely broken down’ DO NOT ACCEPT measure for the same time</p>
26	(b)	(i)	1 / time or 1 ÷ time ✓	1	ACCEPT 1 / seconds or 1 ÷ seconds
26	(b)	(ii)	<p>1 (SD) shows spread (of data) around the <u>mean</u> ✓</p> <p>2 <u>all</u> , data / concentrations , have small SD ✓</p> <p>3 (so) little variation in repeats / high repeatability ✓</p> <p>4 as concentration increases the SD increases (in first 4 concentrations) ✓</p> <p>5 (so) as concentration increases repeatability decreases ✓</p>	2 max	<p>IGNORE reliability / accuracy IGNORE ref to ‘results’</p> <p>4 ACCEPT 0.01% deviated the least and 0.075% deviated the most</p> <p>5 ACCEPT greater variability of repeats at higher concentrations</p>

Question		Answer	Marks	Guidance
26	(c)	<p>1 as enzyme concentration increases the rate (of digestion) increases because , more ESCs formed / more active sites available ✓</p> <p>2 as the enzyme concentration increases the , concentration / availability , of substrate remains the same ✓</p> <p>3 <u>rate</u> , plateaus / levels off , because , many active sites are empty / lack of substrate ✓</p> <p>4 substrate <u>concentration</u> is limiting ✓</p> <p>5 at high(er) concentrations the , error bars overlap / SD increases , so any difference in the data may be uncertain ✓</p>	3 max	<p>IGNORE reliability / accuracy ACCEPT 'bromelain' or 'protease' for 'enzyme' throughout</p> <p>1 IGNORE ref to successful collisions</p> <p>3 DO NOT ACCEPT ref V_{max} reached</p> <p>5 ACCEPT 'SD bars' for 'error bars' DO NOT ACCEPT 'range bars'</p> <p><i>Uncertainty may be expressed as:</i> Greater (potential) error in measuring shorter times The rate of digestion may not plateau at high(er) concentrations There may be no difference between the rate at high(er) concentrations We can't tell if there is any difference in the rates at high(er) concentrations</p>
Total			50	

OCR (Oxford Cambridge and RSA Examinations)
1 Hills Road
Cambridge
CB1 2EU

OCR Customer Contact Centre

Education and Learning

Telephone: 01223 553998

Facsimile: 01223 552627

Email: general.qualifications@ocr.org.uk

www.ocr.org.uk

For staff training purposes and as part of our quality assurance programme your call may be recorded or monitored

Oxford Cambridge and RSA Examinations
is a Company Limited by Guarantee
Registered in England
Registered Office; 1 Hills Road, Cambridge, CB1 2EU
Registered Company Number: 3484466
OCR is an exempt Charity

OCR (Oxford Cambridge and RSA Examinations)
Head office
Telephone: 01223 552552
Facsimile: 01223 552553

© OCR 2017

