

GCE

Biology A

H020/01: Breadth in biology

Advanced Subsidiary GCE

Mark Scheme for Autumn 2021

OCR (Oxford Cambridge and RSA) is a leading UK awarding body, providing a wide range of qualifications to meet the needs of candidates of all ages and abilities. OCR qualifications include AS/A Levels, Diplomas, GCSEs, Cambridge Nationals, Cambridge Technicals, Functional Skills, Key Skills, Entry Level qualifications, NVQs and vocational qualifications in areas such as IT, business, languages, teaching/training, administration and secretarial skills.

It is also responsible for developing new specifications to meet national requirements and the needs of students and teachers. OCR is a not-for-profit organisation; any surplus made is invested back into the establishment to help towards the development of qualifications and support, which keep pace with the changing needs of today's society.

This mark scheme is published as an aid to teachers and students, to indicate the requirements of the examination. It shows the basis on which marks were awarded by examiners. It does not indicate the details of the discussions which took place at an examiners' meeting before marking commenced.

All examiners are instructed that alternative correct answers and unexpected approaches in candidates' scripts must be given marks that fairly reflect the relevant knowledge and skills demonstrated.

















Mark schemes should be read in conjunction with the published question papers and the report on the examination.

© OCR 2021

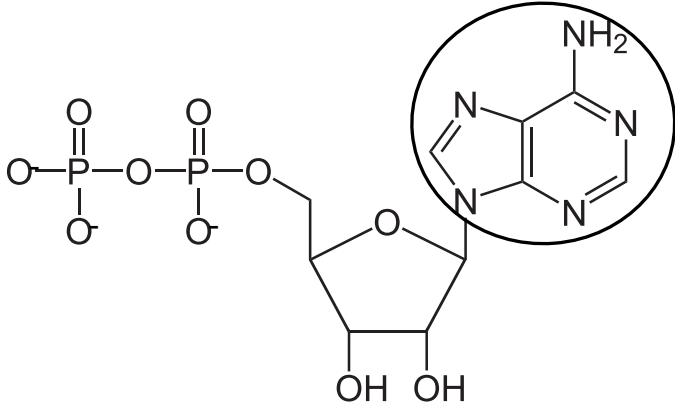
Annotations

Annotation	Meaning
DO NOT ALLOW	Answers which are not worthy of credit
IGNORE	Statements which are irrelevant
ALLOW	Answers that can be accepted
()	Words which are not essential to gain credit
—	Underlined words must be present in answer to score a mark
ECF	Error carried forward
AW	Alternative wording
ORA	Or reverse argument

Marking Annotations

Annotation	Use
	Benefit of Doubt
	Contradiction
	Cross
	Error Carried Forward
	Given Mark
	Extendable horizontal wavy line (to indicate errors / incorrect science terminology)
	Ignore
	Large dot (various uses as defined in mark scheme)
	Highlight (various uses as defined in mark scheme)
	Benefit of the doubt not given
	Tick
	Omission Mark
	Blank Page
	Level 1 answer in Level of Response question
	Level 2 answer in Level of Response question
	Level 3 answer in Level of Response question

Question		Answer	Mark	Guidance
1		B ✓	1	
2		C ✓	1	
3		B ✓	1	
4		D ✓	1	
5		D ✓	1	
6		B ✓	1	
7		C ✓	1	
8		D ✓	1	
9		A ✓	1	
10		D ✓	1	
11		C ✓	1	
12		D ✓	1	
13		A ✓	1	
14		D ✓	1	
15		B ✓	1	
16		D ✓	1	
17		A ✓	1	
18		A ✓	1	
19		D ✓	1	
20		C ✓	1	

Question			Answer	Mark	Guidance
21	(a)	(i)	circle around the two nitrogen containing rings ✓	1	e.g. 
21	(a)	(ii)	ADP has 2 phosphates whereas DNA nucleotide (with adenine) has 1 phosphate ✓ ADP has ribose whereas DNA (nucleotide with adenine) has deoxyribose ✓ or ADP has OH on carbon 2 of sugar whereas DNA (nucleotide with adenine) has no OH on carbon 2 of sugar ✓	2	Note: a clear comparison between ADP and DNA nucleotide must be made
21	(a)	(iii)	condensation ✓	1	ALLOW phosphorylation

21	(b)	(i)	<p>3 bases / triplet, code for 1 (specific) amino acid ✓</p> <p>sequence of, bases / triplets, determines the sequence of, amino acids / primary structure ✓</p> <p>(code) non-overlapping ✓</p> <p>AVP ✓</p>	2 max	<p>e.g. more than one codon codes for an amino acid / degenerate code is, universal / similar in eukaryotes and prokaryotes</p>
21	(b)	(ii)	<p>mechanical strength (to cells) ✓</p> <p>cell, support / stability / maintains shape ✓</p> <p>movement of (named), molecules / vesicles / organelles within cell</p> <p>OR</p> <p>holding organelles in position ✓</p> <p>formation / movement, of, cilia / flagella ✓</p> <p>cell movement / endocytosis / exocytosis / phagocytosis / cytokinesis / described ✓</p>	3 max	<p>IGNORE strength unqualified</p> <p>ALLOW maintain internal organisation</p>
21	(b)	(iii)	<p>movement of mRNA from nucleus to ribosome ✓</p> <p>movement of <u>polypeptides</u> through the rER ✓</p> <p>movement of vesicles from rER to Golgi ✓</p> <p>movement of vesicles between cisternae of Golgi (cis to trans face) ✓</p> <p>movement of <u>secretory</u> vesicles from Golgi to cell surface membrane ✓</p>	2 max	Note: this requires more detail than part ii

Question		Answer				Mark	Guidance	
22	(a)	use eyepiece graticule ✓ calibrate graticule, using stage micrometer / detail of calibration / calculate the length of one epu ✓ measure the diameter of the nucleus in, epu / graticule units ✓ take repeat measurements and calculate a mean diameter (in epu) ✓ use calibrated epu to calculate diameter (of nucleus) (in μm) / described ✓				4 max	e.g. of detail: align two scales and record number of divisions per graticule unit	
22	(b)	(i)		laser scanning confocal microscope	scanning electron microscope	transmission electron microscope	Mark each row ✓ ✓	
			maximum resolution					
			image appearance		3D	2D		
			image colour	named colour /coloured	black and white			
22	(b)	(ii)	larger number of (named) organelles ✓ more DNA / larger nucleus ✓ no visible chromosomes ✓ nuclear membrane present ✓				2 max	ALLOW twice as much DNA

22	(c)	(i)	wbc do not have cell walls to break open ✓ wbc are, individual cells / not a tissue, so no separation needed ✓	1 max	
22	(c)	(ii)	disrupts / breaks down / dissolves, phospholipid bilayer / membrane ✓	1	ALLOW remove bilayer / membrane
22	(c)	(iii)	(named) protease ✓ break down, histones / proteins associated with DNA ✓	2	ALLOW hydrolytic

			Answer	Mark	Guidance
23	(a)	(i)	the volume of air in chamber decreases ✓ (spirometer air) contains less O ₂ as absorbed by lungs ✓ CO ₂ (in exhaled air) is absorbed by soda lime ✓	2 max	
23	(a)	(ii)	13 ✓✓	2	ALLOW 12.8 – 13 ALLOW one mark for: 9 breaths in 42s 8 breaths in 37s ALLOW one mark for ECF for correct calculation using incorrect data
23	(a)	(ii)	2900 ✓✓	2	ALLOW 2800 – 3000 max 1 mark for 2.9 ALLOW 2.8 – 3.0 for one mark
23	(b)	(i)	in boys (mtv) increases with age (from 13) up to 16 then plateau ✓ in girls (mtv) shows little variation from 12 – 19 ✓ range of values in boys always larger than in girls (except 13) ✓ mean / maximum, volume in boys larger than in girls (except 13) ✓	3 max	

23	(b)	(ii)	<p>girls and 13 ✓ only group where girls mean is above boys ✓</p> <p>OR boys and 16 ✓ upper range bar much higher than 15 and 17 ✓</p>	2	<p><i>mark as pairs of answers</i></p> <p>ALLOW does not fit rising trend in girls age 12–15</p> <p>ALLOW upper end of range bar higher than all others for girls</p>
23	(b)	(iii)	<p>(standard deviation shows) spread of data compared to mean ✓</p> <p>reduces the effect of an anomaly (in a data point at the extreme of the range) ✓</p>	2	
23	(b)	(iv)	103 ✓✓✓	3	<p>ALLOW evidence of $(\sqrt{74000})/7$ OR 102.8(174527) for 2 marks</p> <p>ALLOW $\Sigma(x - \bar{x}) = 74000$ for 1 mark</p>
23	(b)	(v)	<p><i>idea of:</i> random selection (of participants) ✓</p> <p>(select) healthy participants ✓</p> <p>(select) participants who are rested ✓</p> <p><i>idea of:</i> sample to include a range of, fitness / height / size / build ✓</p> <p>equal numbers boys and girls ✓</p> <p>equal numbers in each age group ✓</p>	2 max	

24	(a)	(i)	<p><i>any three from:</i></p> <p>greater use / overuse / over prescription, of <u>methicillin</u> ✓</p> <p>not completing course (of methicillin) ✓</p> <p><i>idea of:</i> use (of methicillin) in farming ✓</p> <p>natural selection of MRSA ✓</p> <p><i>idea that:</i> large % increase (in a short time) due to fast generation time ✓</p>	3 max	
24	(a)	(ii)	<p><i>idea of:</i> universal language ✓</p> <p>shows evolutionary relationship between species (at the genus level) ✓</p>	1 max	
24	(b)	(i)	<p>cell wall ✓</p> <p>(named) metabolic reaction ✓</p> <p>reproduction of bacterium ✓</p>	1 max	e.g. protein synthesis
24	(b)	(ii)	<p>many drugs, found in / originated from, plants / microbes ✓</p> <p>(so, maintaining biodiversity) increase the chance of, finding / developing, new drugs ✓</p> <p>maintains a genetic resource (for future) ✓</p> <p><i>idea that:</i> once a species is extinct it's gone forever ✓</p>	2 max	ALLOW forest

24	(c)	<p><i>idea that:</i> choice / development, of (more effective), drug / treatment, linked to, genotype / genes / individual ✓</p> <p>GMOs to produce, drug / useful molecule / enzyme ✓</p> <p>OR</p> <p>synthesis of new genes / organisms ✓</p>	2	<p>ALLOW named example e.g. GM E. coli making human insulin GM mammals making drugs with milk proteins monoclonal antibodies for targeted drug delivery</p>
----	-----	---	---	--

OCR (Oxford Cambridge and RSA Examinations)
The Triangle Building
Shaftesbury Road
Cambridge
CB2 8EA

OCR Customer Contact Centre

Education and Learning

Telephone: 01223 553998

Facsimile: 01223 552627

Email: general.qualifications@ocr.org.uk

www.ocr.org.uk

For staff training purposes and as part of our quality assurance programme your call may be recorded or monitored