

GCE

Biology B (Advancing Biology)

Unit **H022/01**: Foundations of biology

Advanced Subsidiary GCE

Mark Scheme for June 2018

OCR (Oxford Cambridge and RSA) is a leading UK awarding body, providing a wide range of qualifications to meet the needs of candidates of all ages and abilities. OCR qualifications include AS/A Levels, Diplomas, GCSEs, Cambridge Nationals, Cambridge Technicals, Functional Skills, Key Skills, Entry Level qualifications, NVQs and vocational qualifications in areas such as IT, business, languages, teaching/training, administration and secretarial skills.

It is also responsible for developing new specifications to meet national requirements and the needs of students and teachers. OCR is a not-for-profit organisation; any surplus made is invested back into the establishment to help towards the development of qualifications and support, which keep pace with the changing needs of today's society.

This mark scheme is published as an aid to teachers and students, to indicate the requirements of the examination. It shows the basis on which marks were awarded by examiners. It does not indicate the details of the discussions which took place at an examiners' meeting before marking commenced.












All examiners are instructed that alternative correct answers and unexpected approaches in candidates' scripts must be given marks that fairly reflect the relevant knowledge and skills demonstrated.

Mark schemes should be read in conjunction with the published question papers and the report on the examination.

© OCR 2018

Annotations

Annotation	Meaning
DO NOT ALLOW	Answers which are not worthy of credit
IGNORE	Statements which are irrelevant
ALLOW	Answers that can be accepted
()	Words which are not essential to gain credit
—	Underlined words must be present in answer to score a mark
ECF	Error carried forward
AW	Alternative wording
ORA	Or reverse argument

Annotation	Meaning
	correct response
	incorrect response
	benefit of the doubt
	benefit of the doubt not given
	error carried forward
	information omitted
	ignore
	Blank page
	Marking point partially met
	Underline (for ambiguous / contradictory wording)
	contradiction

Subject-specific Marking Instructions**INTRODUCTION**

Your first task as an Examiner is to become thoroughly familiar with the material on which the examination depends. This material includes:

- the specification, especially the assessment objectives
- the question paper
- the mark scheme.

You should ensure that you have copies of these materials.

You should ensure also that you are familiar with the administrative procedures related to the marking process. These are set out in the OCR booklet **Instructions for Examiners**. If you are examining for the first time, please read carefully **Appendix 5 Introduction to Script Marking: Notes for New Examiners**.

Please ask for help or guidance whenever you need it. Your first point of contact is your Team Leader.

SECTION A

Question	Answer	Marks	Guidance
1	B	1	
2	C	1	
3	C	1	
4	D	1	
5	B	1	
6	D	1	
7	A	1	
8	C	1	
9	A	1	
10	B	1	
11	C	1	
12	D	1	
13	A	1	
14	A	1	
15	C	1	
16	C	1	
17	B	1	
18	D	1	
19	A	1	
20	B	1	
	Total	20	

Question		Answer	Marks	Guidance
21	(a)	(i)		
			2	
	(a)	(ii)		
			4 max	
		1		
		2		
		3		
		4		
		5		

SECTION B

Question		Answer	Marks	Guidance	
	(b)	<p>description light-coloured (leaves / hairs / spines) ✓ further detail for reflecting radiation / to prevent overheating ✓</p> <p>description waxy / drip-tip / AW , leaves ✓ further detail to allow excess water to run off (due to humidity) ✓</p> <p>AVP ✓✓</p>	2 max	<p>IGNORE adaptations relating to shortage of water as it is a humid climate Marks can be awarded for: TWO descriptions OR ONE description and ONE further detail linked to correct description</p> <p>ALLOW for reflecting heat from sunlight</p> <p>e.g. heat-resistant seeds that remain dormant until conditions are suitable for germination = 2 AVP marks</p>	
	(c)	(i)	(in) chemotherapy / cancer treatment ✓	1 max	ALLOW to stop , <u>cancer</u> cells dividing / growth of tumours
		(ii)	anaphase ✓	1	
	(d)		0.82 OR 82 % ✓✓	2	If answer incorrect or incorrect number of sig. figs used ALLOW 1 mark for: 46 ÷ 56 OR 0.8 / 0.821 / 82.1 %
			Total	13	

Question			Answer	Marks	Guidance
22	(a)	(i)	<p>1 (methotrexate) is a competitive inhibitor ✓</p> <p>idea that maximum rate can still be achieved:</p> <p>2 as , methotrexate / inhibitor , is not bound permanently (to active site) ✓</p> <p>3 if concentration of , dihydrofolate / substrate , is much greater than , methotrexate / inhibitor ✓</p> <p>4 if in higher concentration , dihydrofolate / substrate , is more likely to bind (to active site) than , methotrexate / inhibitor ✓</p>	3 max	<p>IGNORE reference to enzyme concentration</p> <p>ALLOW (as) binding of inhibitor (to active site) is reversible</p> <p>ALLOW MP3 from clearly labelled graph MP3 and 4 are comparative so idea that concentration of substrate must be high relative to inhibitor ALLOW ORA for MP 3 and 4</p>
		(ii)	Adenine AND Guanine ✓	1	BOTH required for one mark
		(iii)	purines are components of DNA / AW ✓ little / no , DNA replication / synthesis ✓ stops cell(s) from dividing ✓ little / no , protein synthesis ✓	2 max	IGNORE can't synthesise nucleotides / purines
	(b)		prevents aggregation of platelets / AW ✓	1	<p>ALLOW prevents the formation of blood clots</p> <p>IGNORE inhibits enzymes</p> <p>IGNORE prevents fever</p> <p>IGNORE 'blood thinner'</p>
			Total	7	

Question		Answer	Marks	Guidance										
23	(a)	<table border="1"> <thead> <tr> <th><i>Property of water</i></th> <th><i>Importance to living organism</i></th> </tr> </thead> <tbody> <tr> <td>is a solvent ✓</td> <td>allows chemical reactions to take place inside cells</td> </tr> <tr> <td>has a high latent heat of vaporisation</td> <td>cooling effect by evaporation of , water / sweat ✓</td> </tr> <tr> <td>cohesion ✓</td> <td>allows a continuous column of water to move through xylem vessels without breaking</td> </tr> <tr> <td>has a high specific heat capacity</td> <td>prevents internal temperature changing quickly / AW OR temperature of aquatic environments remains stable / AW ✓</td> </tr> </tbody> </table>	<i>Property of water</i>	<i>Importance to living organism</i>	is a solvent ✓	allows chemical reactions to take place inside cells	has a high latent heat of vaporisation	cooling effect by evaporation of , water / sweat ✓	cohesion ✓	allows a continuous column of water to move through xylem vessels without breaking	has a high specific heat capacity	prevents internal temperature changing quickly / AW OR temperature of aquatic environments remains stable / AW ✓	4	ONE mark per row. ALLOW dissolves , polar molecules / ions IGNORE adhesion ALLOW helps maintain stable body temperature
		<i>Property of water</i>	<i>Importance to living organism</i>											
		is a solvent ✓	allows chemical reactions to take place inside cells											
		has a high latent heat of vaporisation	cooling effect by evaporation of , water / sweat ✓											
		cohesion ✓	allows a continuous column of water to move through xylem vessels without breaking											
has a high specific heat capacity	prevents internal temperature changing quickly / AW OR temperature of aquatic environments remains stable / AW ✓													
(b) (i)	X condensation AND Y hydrolysis ✓	1	BOTH required for one mark											
(ii)	triglyceride AND (three) water ✓	1	BOTH required for one mark											
(iii)	ester ✓	1	IGNORE covalent											
(c) (i)	1 (<i>C.jejuni</i>) always present (in the population) / AW ✓ 2 increasing infections between February and July ✓ 3 peaks in July ✓ 4 decline in infections from July to December ✓ 5 comparative data quoted ✓	2 max	e.g. peaks at 33% in July dropping to 16% in December = MPs 3,4 and 5 ALLOW +/- 0.5 for percentage figures.											

Question		Answer	Marks	Guidance
(c)	(ii)	<p><i>support suggestion</i> idea that there is no / little , infection present then sudden increase (during these months) ✓</p> <p><i>against suggestion</i> idea that the data does not show number of people with the infection ✓ idea that the size of the population would be needed ✓</p>	2 max	<p>ALLOW no / little , infection present but rises quickly to 38 % by July</p> <p>e.g. there may only be a small number of people with the infection that year</p>
(d)	(i)	(M-N measured at 43mm)10 800 (x) ✓✓	2	<p>ALLOW 2 marks for correct calculation if M-N is measured between 42 and 43mm If answer incorrect: ALLOW 1 mark for e.g. (using 43mm) 43mm ÷ 4 μm / 4.3cm ÷ 4μm OR 43000 ÷ 4 OR 10 750</p>
	(ii)	<p>(<i>C. jejuni</i>) would stain , pink / red (with Gram stain) ✓</p> <p>(because) peptidoglycan cell wall is covered by lipopolysaccharide layer</p> <p>OR (because) the peptidoglycan cell wall is very thin ✓</p> <p>(so) purple stain / crystal violet , is washed out (by alcohol) ✓ safranin / counter-stain / pink stain , binds to peptidoglycan cell wall ✓</p>	3 max	ALLOW (<i>C. jejuni</i>) is Gram -ve
Total			16	

Question			Answer	Marks	Guidance
24	(a)	(i)	<p>readings appear on screen ✓ easier for person to take their own blood pressure ✓</p> <p>data can be collected remotely ✓ blood pressure can be monitored over longer periods of time ✓</p> <p>easier to take repeat readings / AW ✓ less misinterpretation of data ✓</p>	1 max	<p>ALLOW easier to read ALLOW can be used at home / non-trained person can use it</p> <p>ALLOW can be monitored more regularly</p>
		(ii)	<p>person may be , active / moving / not sitting down ✓</p> <p>idea that cuff may be wrong size for the person ✓ AVP ✓</p>	2 max	<p>IGNORE any references to improper technique or observer bias IGNORE references that relate to only digital monitors or faulty monitors ALLOW person not been at rest before starting</p> <p>e.g. cuff does not inflate correctly e.g. patient is nervous e.g. patient is stressed e.g. patient has 'white coat syndrome'</p>
		(iii)	<p><i>less suitable because:</i> idea that (systolic) , pressure / reading taken , would be higher ✓ idea that (systolic) , pressure / reading taken , would be most different to that in aorta / AW ✓ idea that radial artery is furthest away from aorta / AW ✓</p> <p><i>more suitable because:</i> easier to use on the wrist ✓</p>	2 max	<p>ALLOW ORA ALLOW ORA ALLOW ORA</p>
	(b)	(i)	<p>less tissue fluid is formed ✓</p> <p>(because) less (hydrostatic) pressure at arteriole end of capillary ✓</p>	2	<p>ALLOW less blood plasma forced , out of capillaries / into tissues</p>

Question		Answer	Marks	Guidance
	(ii)	<p><i>restored blood would have</i></p> <p>fewer blood cells ✓</p> <p>lower concentration of (plasma) proteins ✓</p> <p>lower concentration of glucose / oxygen ✓</p> <p>higher concentration of carbon dioxide ✓</p>	2 max	<p>ALLOW ORA for <i>blood that has been lost</i></p> <p>ALLOW named blood cells / platelets</p> <p>ALLOW named plasma protein e.g. albumin</p> <p>NOTE: 'concentration' need only be seen once for MPs 2-4</p> <p>e.g. 'lower concentration of plasma proteins and higher carbon dioxide' = 2 marks</p> <p>If 'concentration' has not been used in MPs 2-4 one mark can be awarded for two correct 'ideas'</p> <p>e.g. fewer proteins and less oxygen = 1 mark</p>
		Total	9	

Question		Answer	Marks	Guidance												
25	(a)	mast (cells) ✓ histamine ✓ exocytosis ✓ capillary (walls) ✓	4	IGNORE blood vessels												
	(b)	<table border="1"> <thead> <tr> <th>Drug</th> <th>Reduce inflammation of the bronchi</th> <th>Widen the lumen of the bronchi</th> <th>Can be used during an acute asthma attack</th> </tr> </thead> <tbody> <tr> <td>Corticosteroids</td> <td>✓</td> <td>✗</td> <td>✗</td> </tr> <tr> <td>Beta-agonists</td> <td>✗</td> <td>✓</td> <td>✓</td> </tr> </tbody> </table> <p style="text-align: right;">✓✓</p>	Drug	Reduce inflammation of the bronchi	Widen the lumen of the bronchi	Can be used during an acute asthma attack	Corticosteroids	✓	✗	✗	Beta-agonists	✗	✓	✓	2	ONE mark per row
Drug	Reduce inflammation of the bronchi	Widen the lumen of the bronchi	Can be used during an acute asthma attack													
Corticosteroids	✓	✗	✗													
Beta-agonists	✗	✓	✓													
		Total	6													

OCR (Oxford Cambridge and RSA Examinations)
The Triangle Building
Shaftesbury Road
Cambridge
CB2 8EA

OCR Customer Contact Centre

Education and Learning

Telephone: 01223 553998

Facsimile: 01223 552627

Email: general.qualifications@ocr.org.uk

www.ocr.org.uk

For staff training purposes and as part of our quality assurance programme your call may be recorded or monitored

Oxford Cambridge and RSA Examinations
is a Company Limited by Guarantee
Registered in England
Registered Office; The Triangle Building, Shaftesbury Road, Cambridge, CB2 8EA
Registered Company Number: 3484466
OCR is an exempt Charity

OCR (Oxford Cambridge and RSA Examinations)
Head office
Telephone: 01223 552552
Facsimile: 01223 552553

© OCR 2018

