

Surname	Centre Number	Candidate Number
First name(s)		2



GCE A LEVEL

A410U20-1



S23-A410U20-1



MONDAY, 19 JUNE 2023 – AFTERNOON

CHEMISTRY – A level component 2

Organic Chemistry and Analysis

2 hours 30 minutes

ADDITIONAL MATERIALS

- A calculator
- **Data Booklet** supplied by WJEC.

INSTRUCTIONS TO CANDIDATES

Use black ink or black ball-point pen.
Do not use gel pen or correction fluid.

You may use a pencil for graphs and diagrams only.

Write your name, centre number and candidate number in the spaces at the top of this page.

Section A Answer **all** questions.

Section B Answer **all** questions.

Write your answers in the spaces provided in this booklet. If you run out of space, use the additional page(s) at the back of the booklet, taking care to number the question(s) correctly.

INFORMATION FOR CANDIDATES

The number of marks is given in brackets at the end of each question or part-question.

The maximum mark for this paper is 120.

Your answers must be relevant and must make full use of the information given to be awarded full marks for a question.

The assessment of the quality of extended response (QER) will take place in **Q11(a)** and **Q13(a)**.

Section A

Section B

For Examiner's use only		
Question	Maximum Mark	Mark Awarded
1. to 9.	15	
10.	18	
11.	16	
12.	14	
13.	14	
14.	15	
15.	15	
16.	13	
Total	120	

A410U201
01



JUN23A410U20101

SECTION AAnswer **all** questions.

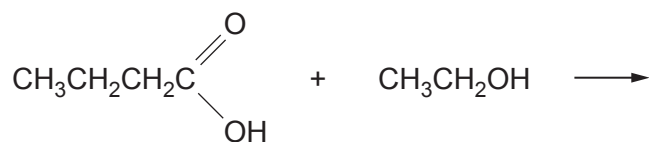
1. Describe what is meant by homolytic bond fission, using ethane as your example. [2]

.....

.....

2. Give the formulae of the **two** structural isomers formed when butan-2-ol undergoes dehydration with sulfuric acid. [2]

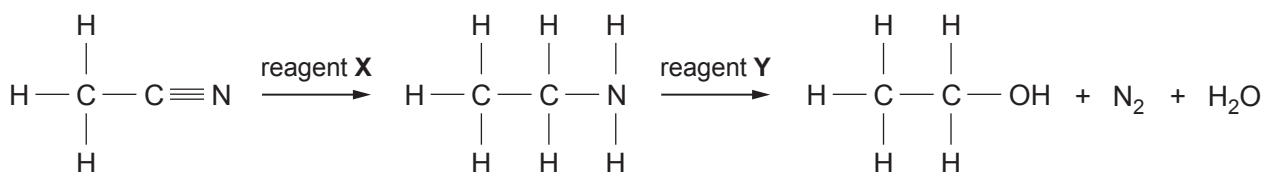
3. Complete the equation below and give the name of the organic product. [2]



Name



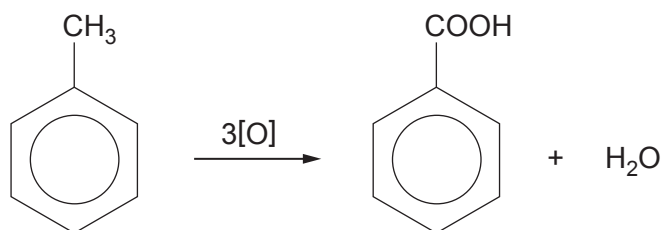
4. Give the reagents **X** and **Y** used in the reaction sequence below. [2]



Reagent **X**

Reagent **Y**

5. Benzoic acid can be made by the oxidation of methylbenzene.



(a) Give a suitable oxidising agent for this reaction. [1]

.....

(b) Another product of this oxidation is an organic compound of relative molecular mass 106. [1]

Suggest a structure for this compound.



6. On strong heating, calcium butanoate produces a ketone and calcium carbonate.

Complete the equation, showing the structure of the ketone.

[1]



7. The indicator methyl orange is orange/red when seen in white light. Its absorption maximum is at a wavelength of 505 nm.

State the colour seen (if any) when blue-green light of wavelength 505 nm is shone on this material.

[1]

.....

8. Aqueous iron(III) chloride was added to an organic compound, dissolved in a suitable solvent. The mixture turned to a purple colour.

Suggest a structure for an organic compound which reacts in this way.

[1]

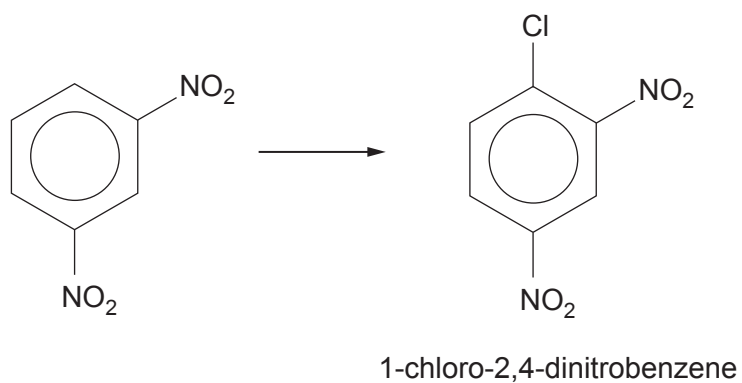


BLANK PAGE

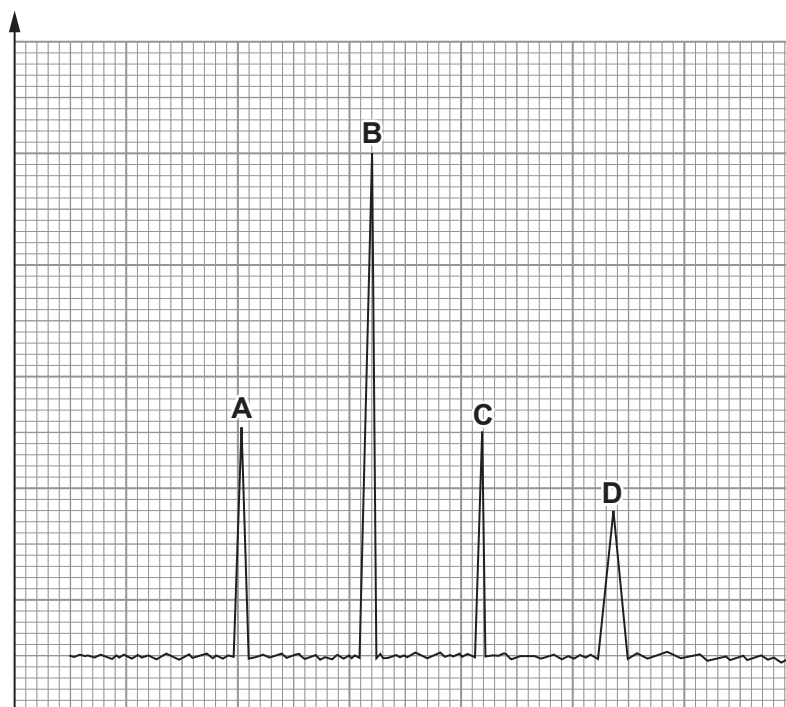
**PLEASE DO NOT WRITE
ON THIS PAGE**



9. (a) Suggest the reagent(s) needed to carry out the following reaction. [1]



- (b) The diagram shows a gas chromatogram of the products obtained by the reduction of 1-chloro-2,4-dinitrobenzene.



Letter	Compound	Relative peak area	Letter	Compound	Relative peak area
A		32	C		31
B		59	D		38

Calculate the percentage (by volume) of the fully reduced product, 1-chlorobenzene-2,4-diamine.

[1]

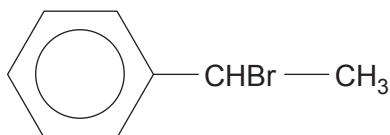
Percentage = %

15

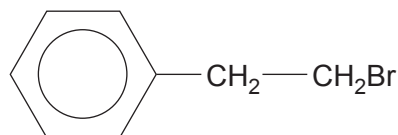


SECTION BAnswer **all** questions.

10. (a) Phenylethene reacts with hydrogen bromide to give largely (1-bromoethyl)benzene, together with smaller quantities of (2-bromoethyl)benzene.



(1-bromoethyl)benzene
boiling temperature 202°C



(2-bromoethyl)benzene
boiling temperature 219°C

- (i) The reaction of phenylethene with hydrogen bromide is described as electrophilic addition.

Use your knowledge of the addition of hydrogen bromide to propene to explain in detail why (1-bromoethyl)benzene is the major product. [2]

.....

.....

.....



- (ii) In an experiment 0.082 mol of phenylethene (M_r 104) gave an 85% yield of (1-bromoethyl)benzene (M_r 185).

Calculate the mass of (1-bromoethyl)benzene produced. [2]

Mass = g

- (iii) Suggest a method for the separation of these two (bromoethyl)benzenes. [1]

.....

- (iv) (1-Bromoethyl)benzene exists as two enantiomers.

Draw the structures of these two enantiomers. [1]

.....

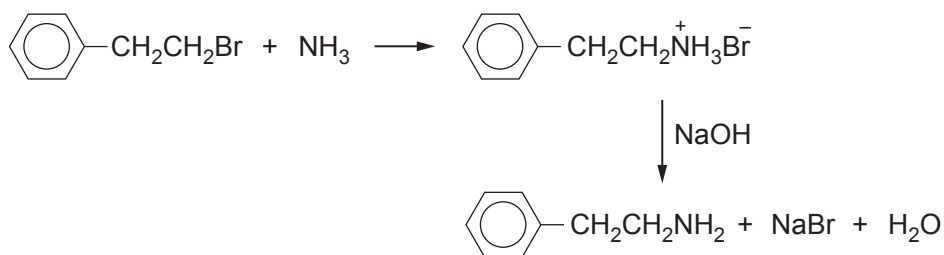
- (v) Explain why (2-bromoethyl)benzene does **not** exist as two enantiomers. [1]

.....

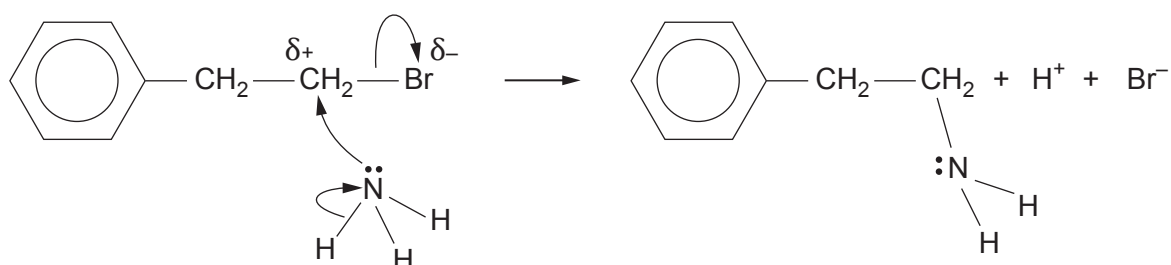
.....



(b) (2-Bromoethyl)benzene reacts with ammonia.



A simplified mechanism for this reaction is shown below.

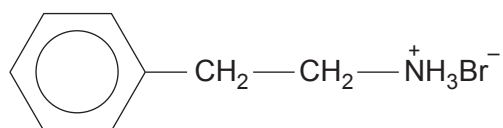


(i) State the type of reaction mechanism occurring.

[1]

.....

(ii) The initial product of this reaction is the compound whose formula is shown below.



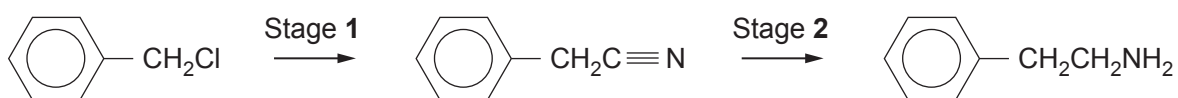
Explain why this salt is formed rather than 2-phenylethylamine and hydrogen bromide.

[1]

.....



(iii) 2-Phenylethylamine can also be produced from (chloromethyl)benzene.



I. State the reagent used in Stage 1. [1]

.....

II. Use the **Data Booklet** to explain how the infrared absorption value at $2100-2250\text{ cm}^{-1}$ changes during Stage 2. [1]

.....
.....

III. State the type of reaction occurring in Stage 2. [1]

.....

(c) Primary amines, such as 2-phenylethylamine, react with nitric(III) acid to give a quantitative yield of nitrogen gas.



This reaction can be used as a method for finding the percentage purity of a primary amine, by measuring the volume of nitrogen gas produced.

State **three** factors that should be considered when using this method, apart from cost. [3]

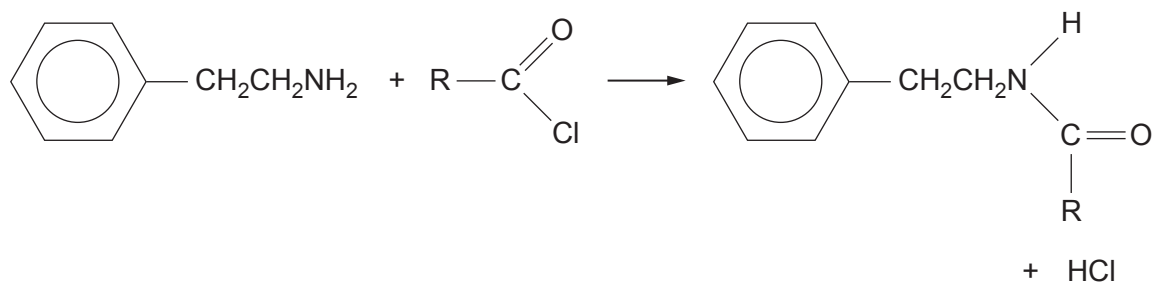
1.

2.

3.



- (d) 2-Phenylethylamine reacts with an acid chloride to give a substituted amide, where R is an alkyl group.



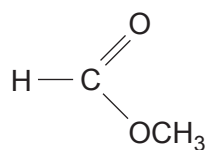
The substituted amide produced contains 7.91% of nitrogen by mass.

Calculate the relative molecular mass of the compound and hence identify R. [3]

R is

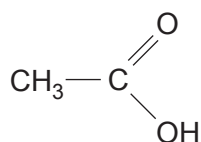


11. (a) The following compounds are isomers of formula $C_2H_4O_2$.



methyl methanoate

boiling temperature 32°C



ethanoic acid

boiling temperature 118°C

Compare these compounds referring to their

- reactions with sodium hydrogencarbonate and universal indicator
- relative boiling temperatures
- ^1H NMR spectra

In each case you should explain any differences.

[6 QER]

.....

.....

.....

.....

.....

.....

.....

.....

.....

.....

.....

.....

.....

.....

.....

.....

.....

.....

.....

.....

.....

.....

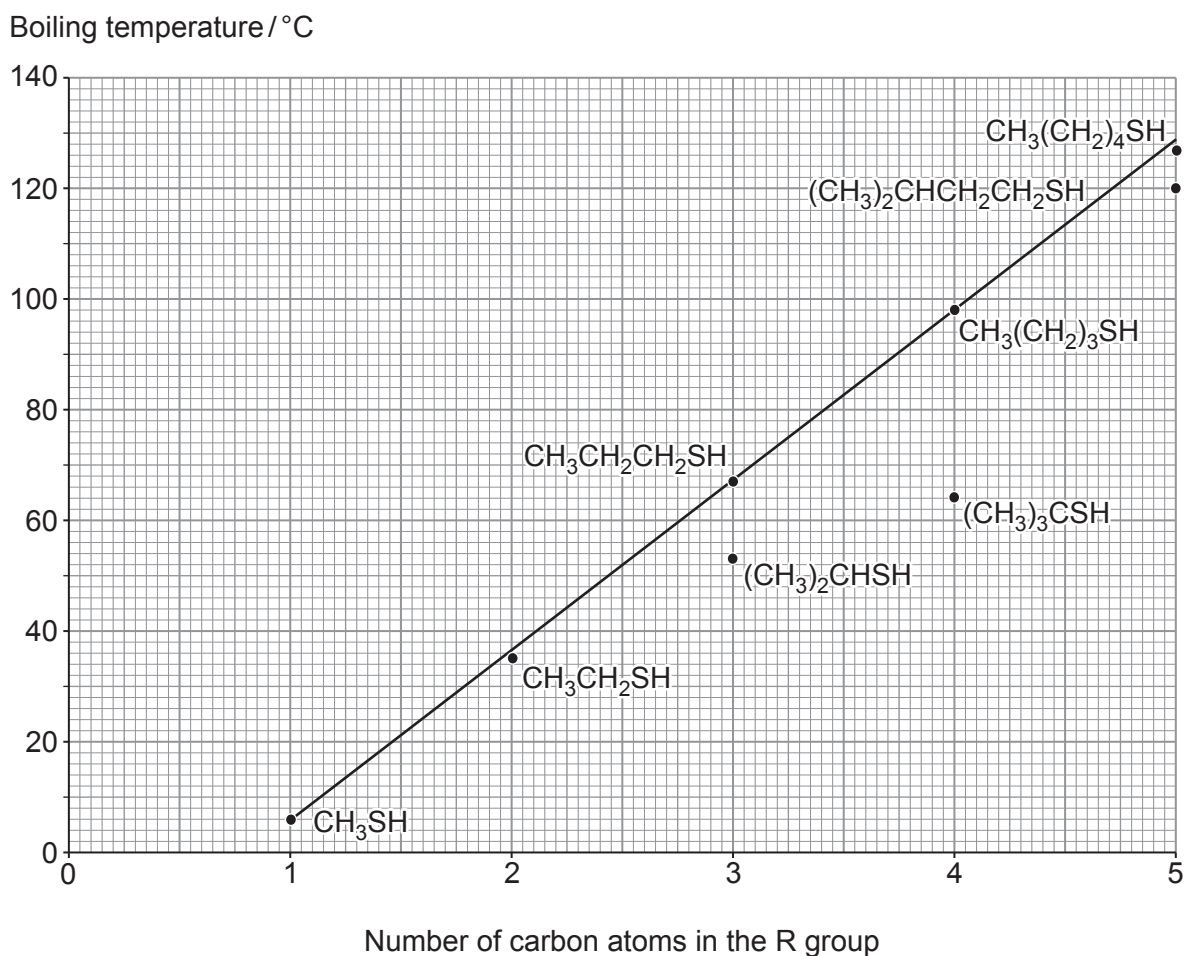
.....

.....

.....



(b) The boiling temperatures of some thiols, R — SH, are shown in the graph.



(i) Predict the boiling temperature of hexanethiol. Give a reason for your answer. [2]

.....

.....

.....

(ii) Explain why branched chain thiols, with the same molecular formula, have a lower boiling temperature than their straight chain equivalents. [2]

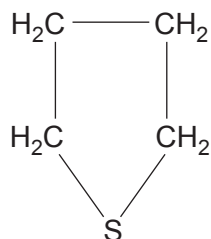
.....

.....

.....



- (c) Tetrahydrothiophene (M_r 88) has been added to natural gas to give a warning signal of a gas leak.



This is because it has a very penetrating smell and only very small quantities are necessary. A typical concentration is 5 ppmv (parts per million by volume).

Show that to obtain this concentration, $\sim 1.8 \text{ cm}^3$ of liquid tetrahydrothiophene is needed in 100 m^3 of natural gas at 298 K and 1 atm pressure.

You should assume that the density of tetrahydrothiophene is 1.0 g cm^{-3} . [3]

- (d) The combustion of tetrahydrothiophene produces carbon dioxide, sulfur dioxide and water.

Write the equation for this reaction. [1]

.....



(e) Phenol (M_r 94) reacts with bromine to give 2,4,6-tribromophenol (M_r 331).

This reaction can be used to find the concentration of an aqueous solution of phenol.

An excess of aqueous bromine was added to 150 cm^3 of an aqueous solution of phenol. This reaction produced 4.58 g of 2,4,6-tribromophenol.

Calculate the mass of phenol dissolved in 150 cm^3 of this solution and hence its concentration in g dm^{-3} .

[2]

Concentration = g dm^{-3}

16



12. (a) (i) Lactose, found in milk, is classed as a reducing sugar because it reacts with Fehling's solution.

Describe what is seen when lactose reacts with Fehling's solution. [2]

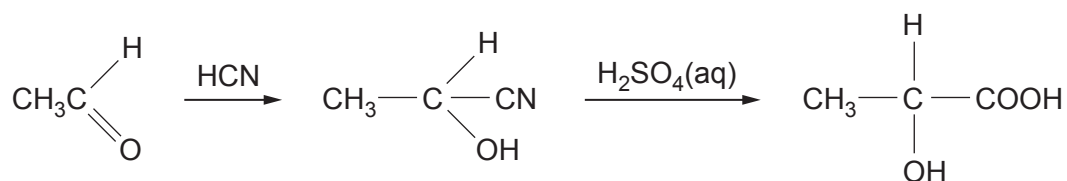
.....

.....

- (ii) Give another compound that will reduce Fehling's solution in this way. [1]
-

- (b) In industry, 2-hydroxypropanoic acid (lactic acid) is still largely made by the fermentation of dairy products.

A laboratory method of producing 2-hydroxypropanoic acid is from ethanal.



- (i) State the name of the mechanism in the reaction between ethanal and hydrogen cyanide. [1]
-

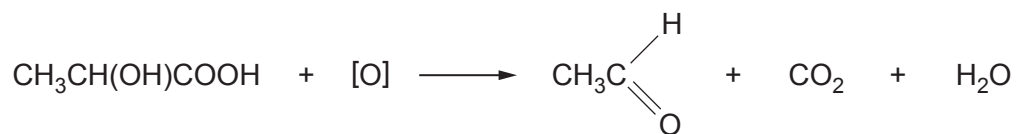
- (ii) The second stage of this reaction involves hydrolysis of the intermediate compound 2-hydroxypropanenitrile.

State what is meant by the term hydrolysis. [1]

.....



- (c) 2-Hydroxypropanoic acid can be converted back to ethanal by using a suitable oxidising agent.




2-Hydroxypropanoic acid was oxidised and produced a 45% yield of ethanal. The boiling temperature of ethanal is 293 K.

Suggest **two** reasons for this low yield. [2]

1.

2.

- (d) A 75 cm³ sample of yoghurt was titrated against 0.200 mol dm⁻³ aqueous sodium hydroxide. 40.0 cm³ was needed to just neutralise the lactic acid present in the yoghurt.



Calculate the percentage by volume of lactic acid (density 1.2 g cm⁻³) in the yoghurt.

You should assume that lactic acid is the only acid present in the yoghurt. [3]

Percentage = %

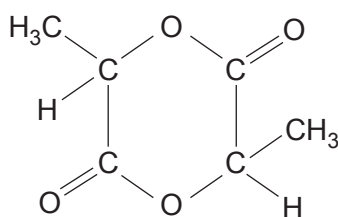


BLANK PAGE

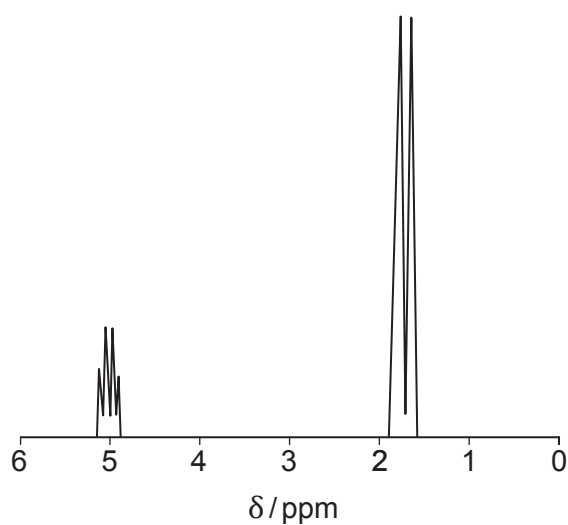
**PLEASE DO NOT WRITE
ON THIS PAGE**



- (e) Lactic acid forms a 'lactide' by elimination of water between two molecules of the acid.



- (i) A simplified high resolution ^1H NMR spectrum of this 'lactide' is shown below.



Use the structure of the 'lactide' to explain the splitting pattern seen in the NMR spectrum. [2]

.....

.....

.....

.....



- (ii) The infrared absorption spectrum of the 'lactide' shows strong absorptions at 1266 cm^{-1} and at 1750 cm^{-1} .

Use the **Data Booklet** and the structure of the 'lactide' to identify the bonds responsible for these absorptions in the 'lactide'. [1]

.....

.....

- (iii) The 'lactide' is an intermediate in the formation of poly(lactic acid). The polymerisation occurs using a tin(II) octanoate catalyst.

Give the formula of tin(II) octanoate. [1]

.....



13. (a) Write a method for the preparation of pure 2-nitro-1-methylbenzene (boiling temperature 222°C), starting with methylbenzene (boiling temperature 111°C).

In your answer you should include

- the reagents used
- an equation
- a mechanism for the reaction and the name of the type of mechanism occurring

[6 QER]

.....

.....

.....

.....

.....

.....

.....

.....

.....



- (b) Further nitration of 2-nitro-1-methylbenzene gives polynitrated products. One of these is the solid 1-methyl-2,4-dinitrobenzene.

Outline how you would recrystallise a sample of this compound using ethanol as the solvent. [4]

.....

.....

.....

.....

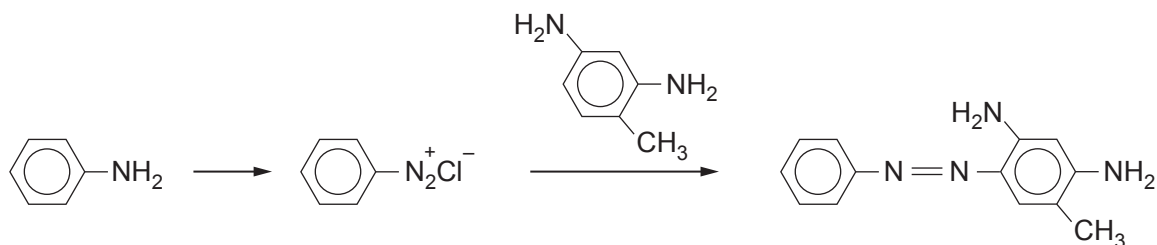
.....

.....

- (c) Give the reagents used to produce 1-methylbenzene-2,4-diamine from 1-methyl-2,4-dinitrobenzene. [1]

.....

- (d) The reaction sequence below shows the formation of the azo dye Basic Orange 1 from 1-methylbenzene-2,4-diamine and phenylamine.



- (i) Give the reagent(s) needed to produce benzenediazonium chloride from phenylamine. [1]

.....

- (ii) Give the temperature used in the reaction to produce benzenediazonium chloride. [1]

.....

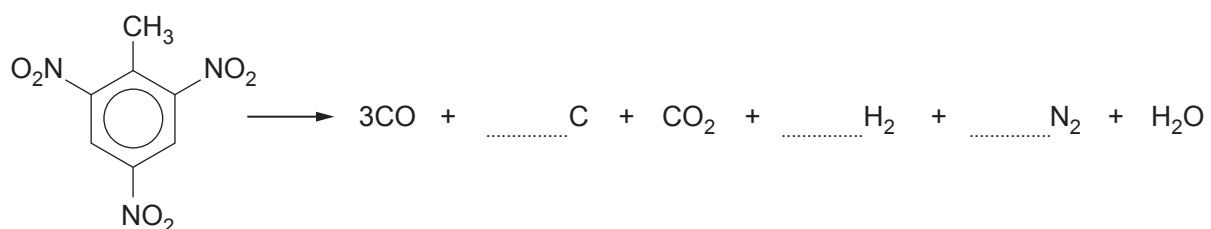


- (e) Further nitration of 1-methyl-2,4-dinitrobenzene gives 1-methyl-2,4,6-trinitrobenzene (TNT).

On detonation this explosive gives the products shown in the equation below.

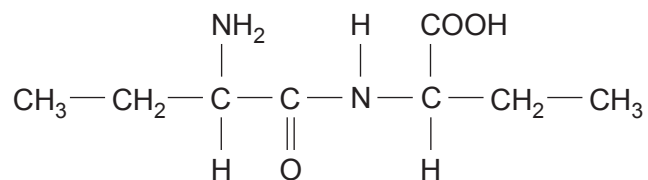
Complete this equation by balancing it.

[1]



14. (a) (i) I. Name the α -amino acid that forms the dipeptide whose formula is shown below.

[1]



- II. Give the **skeletal** formula of this α -amino acid.

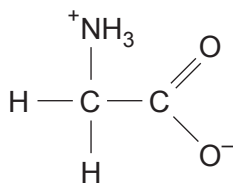
[1]

- (ii) Draw the structure of an α -amino acid that has a relative molecular mass of 117.

[1]



- (b) (i) Aminoethanoic acid can exist as a zwitterion.



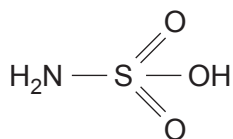
Explain why this results in a much higher melting temperature than expected. [1]

.....

.....

.....

- (ii) Sulfamic acid also exists as a zwitterion and has a similarly high melting temperature to aminoethanoic acid.



Suggest a structure for the zwitterion form of sulfamic acid. [1]



(c) One way of making an ester is by reacting an acid chloride, $R - \text{COCl}$, with an alcohol.

(i) Give a reagent used to produce benzoyl chloride from benzoic acid. [1]

.....

(ii) State why it is important to exclude moisture from the apparatus when preparing benzoyl chloride in this way. [1]

.....

(iii) Benzoyl chloride reacts with phenol to give phenyl benzoate. This reaction is carried out in the presence of sodium hydroxide and therefore also gives sodium chloride and water.

I. Give the equation for this reaction. [2]

II. Phenyl benzoate is produced as a solid, which is filtered off and recrystallised from ethanol.

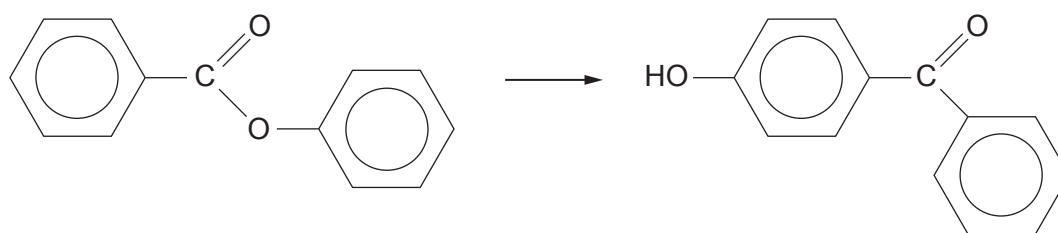
The melting temperature of phenyl benzoate is 69°C .

If the phenyl benzoate still contained traces of the solvent, state how the melting temperature would be affected. [1]

.....



- (d) Under suitable conditions phenyl benzoate can rearrange to give 4-hydroxybenzophenone.



- (i) The mass spectrum of both compounds was taken.

Phenyl benzoate showed a strong signal at m/z 105 and 4-hydroxybenzophenone gave a strong signal at m/z 121.

Suggest a formula for each of these fragments.

[1]

105

121

- (ii) The infrared absorption spectrum of 4-hydroxybenzophenone gave a strong absorption that was not present in the absorption spectrum of phenyl benzoate.

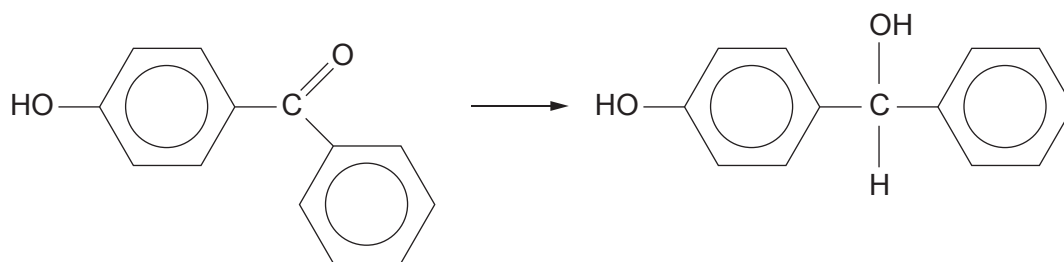
Use the formulae of the two compounds and the **Data Booklet** to suggest the bond responsible for this strong absorption and its appropriate wavenumber.

[1]

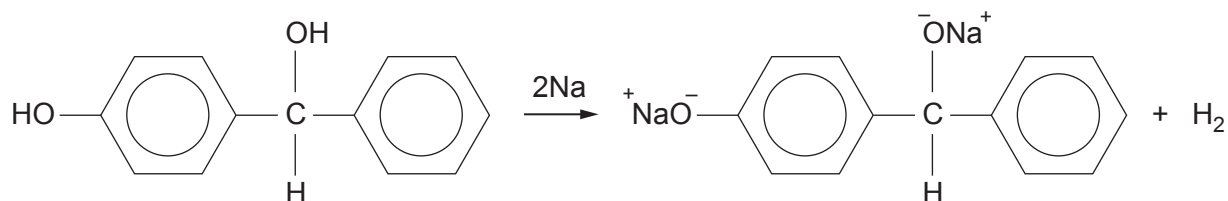


(iii) Give a reducing agent for the reaction below.

[1]



(iv) Alcohols and phenols react with sodium to produce hydrogen gas.



compound **A**

Calculate the volume of hydrogen produced at 373 K and 1 atm pressure if 0.020 mol of compound **A** reacts with sodium.

[2]

Volume = dm³

15



15. (a) (i) Microanalysis is an accurate procedure used to find the percentage of carbon and hydrogen in a compound. The compound is completely burned in oxygen at a high temperature, when these elements are turned into carbon dioxide and water.

From the results the masses of carbon and hydrogen present are found and the mass of oxygen present found by difference.

The following results were obtained for the analysis of a primary alcohol that only contains one oxygen atom in each molecule.

Mass of sample = 0.1940g

Mass of carbon dioxide produced = 0.4414 g

Mass of water produced = 0.1809g

The percentage by mass of carbon in carbon dioxide is 27.27% and the percentage by mass of hydrogen in water is 11.21%.

Use the information given to find the masses of carbon and hydrogen in the sample and hence the mass of oxygen by difference.

From the data obtained find the empirical formula of the primary alcohol and its molecular formula. [5]

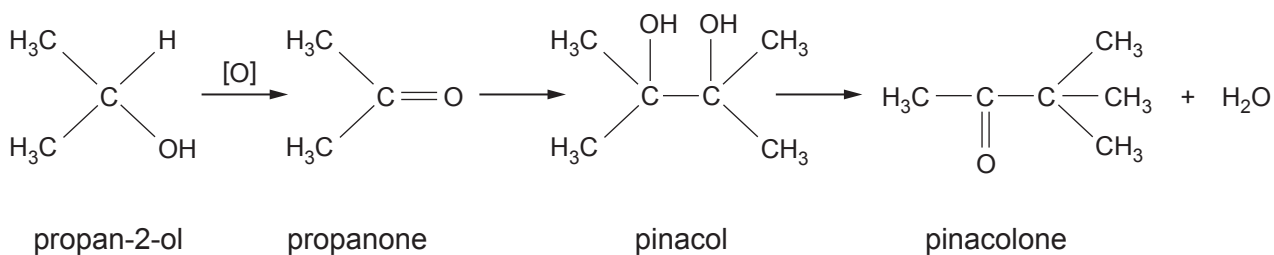
Empirical formula

Molecular formula

- (ii) Give the **displayed** formula of the primary alcohol. [1]



(b) Study the reaction sequence and answer the questions that follow.



(i) Give an oxidising agent used to produce propanone. [1]

.....

(ii) State why the production of pinacol from propanone is described as reduction. [1]

.....

(iii) Describe the ^{13}C NMR spectrum of pinacol, giving the number of signals and their approximate position. Use the **Data Booklet**. [2]

.....

(iv) I. State why both propan-2-ol and pinacolone undergo the triiodomethane reaction. [1]

.....

II. Give the reagents used in the triiodomethane test and the observation for a positive test. [2]

.....



- (v) The conversion of pinacol to pinacolone is described both as a rearrangement and an elimination.

Explain what you understand by these two terms.

[2]

Rearrangement

.....

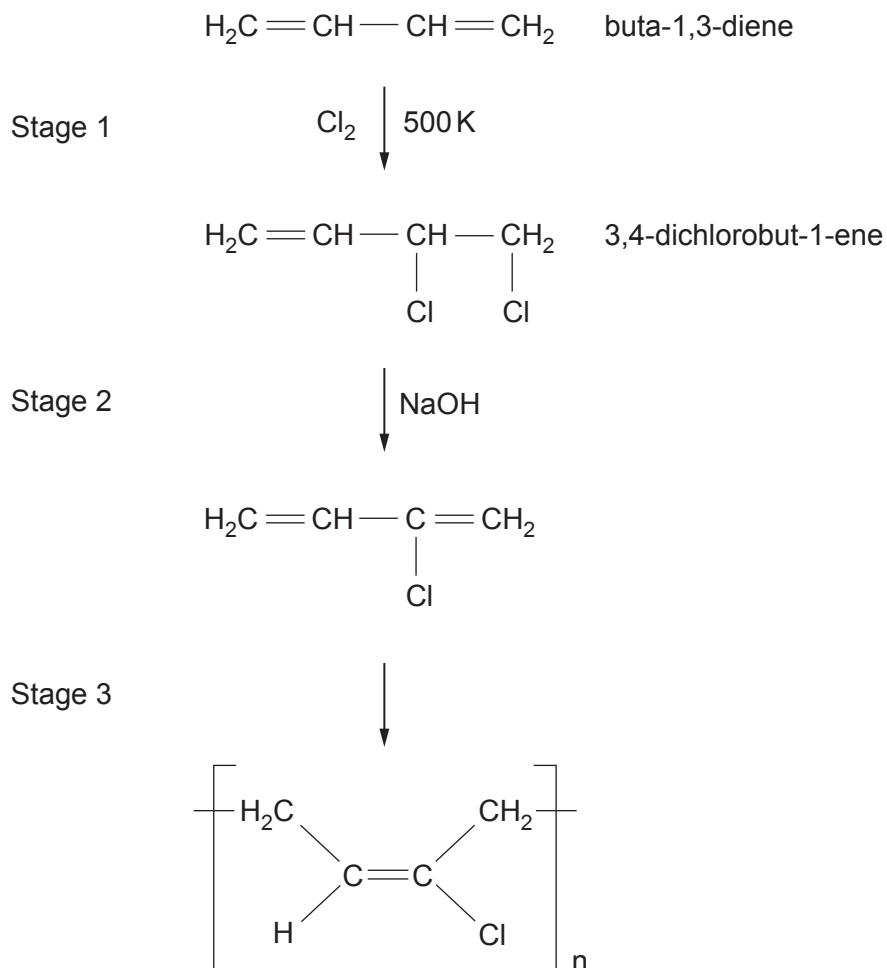
Elimination

.....

15



16. (a) The polymer Neoprene has been used in face masks during the Covid-19 pandemic. This synthetic rubber can be made by the following sequence of reactions.



- (i) State the type of reaction occurring during stage 2. [1]
-
- (ii) Stage 3 is described as addition polymerisation. [1]
- Give an equation showing another addition polymerisation of your choice.



(iii) State a difference between addition polymerisation and condensation polymerisation.

[1]

.....

.....

(b) The addition of bromine to but-2-ene gives 2,3-dibromobutane.

This halogenoalkane has several optical isomers.

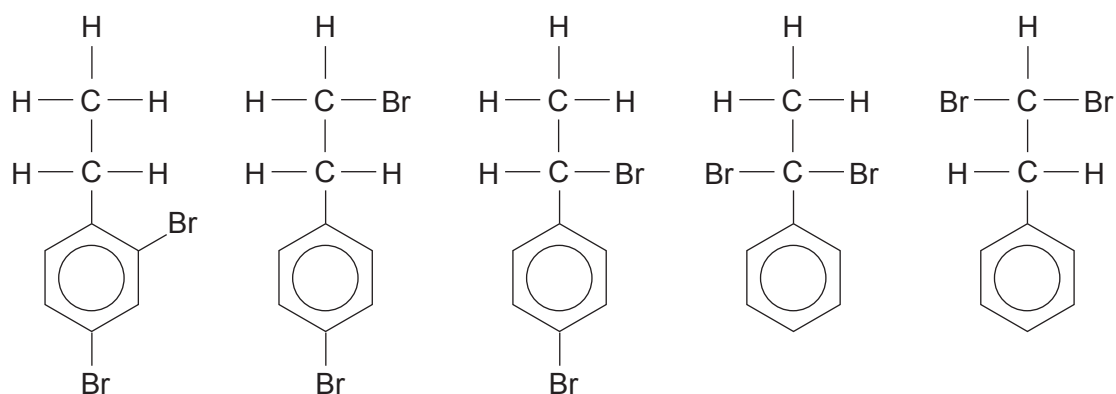
State the effect that these isomers have on the plane of plane polarised light.

[1]

.....



(c) Five isomers of formula $C_8H_8Br_2$ are shown below.



(i) State why compound **R** does not react with aqueous sodium hydroxide. [1]

.....

(ii) Compounds **S**, **T**, **U** and **V** are dissolved in a suitable solvent and then warmed with aqueous sodium hydroxide.

State what is seen when excess aqueous nitric acid is added followed by aqueous silver nitrate. [1]

.....



- (iii) 5.50 cm^3 of an impure sample of compound **S** (M_r 264) reacted with silver nitrate to give 5.69 g of silver bromide, AgBr (M_r 188).

The density of compound **S** is 1.73 g cm^{-3} .

Calculate the percentage purity of this sample of compound **S**. [4]

Percentage purity = %

- (iv) Describe how low resolution ^1H NMR can distinguish between the aliphatic side-chains of compounds **S** and **T**. Refer to both compounds in your answer. [2]

.....

.....

.....

- (v) State why high resolution ^1H NMR will give an unsplit signal for the aliphatic side-chains of compound **U**. [1]

.....

.....

END OF PAPER



BLANK PAGE

**PLEASE DO NOT WRITE
ON THIS PAGE**



BLANK PAGE

**PLEASE DO NOT WRITE
ON THIS PAGE**





MONDAY, 19 JUNE 2023 – AFTERNOON

CHEMISTRY – A level component 2
Data Booklet

Avogadro constant
molar gas constant
molar gas volume at 273 K and 1 atm
molar gas volume at 298 K and 1 atm
Planck constant
speed of light
density of water
specific heat capacity of water
ionic product of water at 298 K
fundamental electronic charge

$$N_A = 6.02 \times 10^{23} \text{ mol}^{-1}$$

$$R = 8.31 \text{ J mol}^{-1} \text{ K}^{-1}$$

$$V_m = 22.4 \text{ dm}^3 \text{ mol}^{-1}$$

$$V_m = 24.5 \text{ dm}^3 \text{ mol}^{-1}$$

$$h = 6.63 \times 10^{-34} \text{ Js}$$

$$c = 3.00 \times 10^8 \text{ ms}^{-1}$$

$$d = 1.00 \text{ g cm}^{-3}$$

$$c = 4.18 \text{ J g}^{-1} \text{ K}^{-1}$$

$$K_w = 1.00 \times 10^{-14} \text{ mol}^2 \text{ dm}^{-6}$$

$$e = 1.60 \times 10^{-19} \text{ C}$$

temperature (K) = temperature (°C) + 273

$1 \text{ dm}^3 = 1000 \text{ cm}^3$
 $1 \text{ m}^3 = 1000 \text{ dm}^3$
1 tonne = 1000 kg
 $1 \text{ atm} = 1.01 \times 10^5 \text{ Pa}$

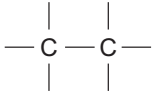
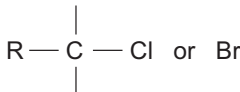
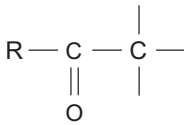
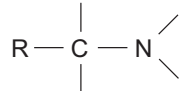
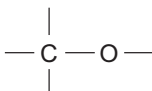
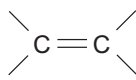
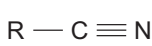
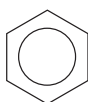
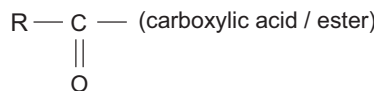
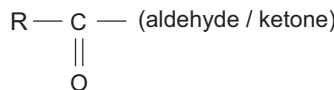
Multiple	Prefix	Symbol
10^{-9}	nano	n
10^{-6}	micro	μ
10^{-3}	milli	m

Multiple	Prefix	Symbol
10^3	kilo	k
10^6	mega	M
10^9	giga	G

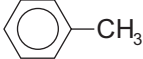
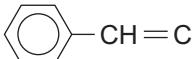
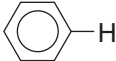
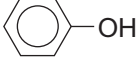
Infrared absorption values

Bond	Wavenumber / cm^{-1}
C—Br	500 to 600
C—Cl	650 to 800
C—O	1000 to 1300
C=C	1620 to 1670
C=O	1650 to 1750
C≡N	2100 to 2250
C—H	2800 to 3100
O—H (carboxylic acid)	2500 to 3200 (very broad)
O—H (alcohol / phenol)	3200 to 3550 (broad)
N—H	3300 to 3500

¹³C NMR chemical shifts relative to TMS = 0

Type of carbon	Chemical shift, δ (ppm)
	5 to 40
	10 to 70
	20 to 50
	25 to 60
	50 to 90
	90 to 150
	110 to 125
	110 to 160
	160 to 185
	190 to 220

^1H NMR chemical shifts relative to TMS = 0

Type of proton	Chemical shift, δ (ppm)
$-\text{CH}_3$	0.1 to 2.0
$\text{R}-\text{CH}_3$	0.9
$\text{R}-\text{CH}_2-\text{R}$	1.3
$\text{CH}_3-\text{C}\equiv\text{N}$	2.0
$\text{CH}_3-\text{C}(=\text{O})$	2.0 to 2.5
$-\text{CH}_2-\text{C}(=\text{O})$	2.0 to 3.0
	2.2 to 2.3
$\text{HC}-\text{Cl}$ or $\text{HC}-\text{Br}$	3.1 to 4.3
$\text{HC}-\text{O}$	3.3 to 4.3
$\text{R}-\text{OH}$	4.5 *
$-\text{C}=\text{CH}$	4.5 to 6.3
$-\text{C}=\text{CH}-\text{CO}$	5.8 to 6.5
	6.5 to 7.5
	6.5 to 8.0
	7.0 *
$\text{R}-\text{C}(=\text{O})\text{H}$	9.8 *
$\text{R}-\text{C}(=\text{O})\text{OH}$	11.0 *

*variable figure dependent on concentration and solvent

THE PERIODIC TABLE

Group

1 2 3 4 5 6 7 0

Period

1	1.01 H Hydrogen 1											4.00 He Helium 2						
2	6.94 Li Lithium 3	9.01 Be Beryllium 4											19.0 F Fluorine 9	20.2 Ne Neon 10				
3	23.0 Na Sodium 11	24.3 Mg Magnesium 12											35.5 Cl Chlorine 17	40.0 Ar Argon 18				
4	39.1 K Potassium 19	40.1 Ca Calcium 20	45.0 Sc Scandium 21	47.9 Ti Titanium 22	50.9 V Vanadium 23	52.0 Cr Chromium 24	54.9 Mn Manganese 25	55.8 Fe Iron 26	58.9 Co Cobalt 27	58.7 Ni Nickel 28	63.5 Cu Copper 29	65.4 Zn Zinc 30	69.7 Ga Gallium 31	72.6 Ge Germanium 32	74.9 As Arsenic 33	79.0 Se Selenium 34	79.9 Br Bromine 35	83.8 Kr Krypton 36
5	85.5 Rb Rubidium 37	87.6 Sr Strontium 38	88.9 Y Yttrium 39	91.2 Zr Zirconium 40	92.9 Nb Niobium 41	95.9 Mo Molybdenum 42	98.9 Tc Technetium 43	101 Ru Ruthenium 44	103 Rh Rhodium 45	106 Pd Palladium 46	108 Ag Silver 47	112 Cd Cadmium 48	115 In Indium 49	119 Sn Tin 50	122 Sb Antimony 51	128 Te Tellurium 52	127 I Iodine 53	131 Xe Xenon 54
6	133 Cs Caesium 55	137 Ba Barium 56	139 La Lanthanum 57	179 Hf Hafnium 72	181 Ta Tantalum 73	184 W Tungsten 74	186 Re Rhenium 75	190 Os Osmium 76	192 Ir Iridium 77	195 Pt Platinum 78	197 Au Gold 79	201 Hg Mercury 80	204 Tl Thallium 81	207 Pb Lead 82	209 Bi Bismuth 83	(210) Po Polonium 84	(210) At Astatine 85	(222) Rn Radon 86
7	(223) Fr Francium 87	(226) Ra Radium 88	(227) Ac Actinium 89															

Key

Ar	Symbol
Name	atomic number
Z	relative atomic mass

f block

140 Ce Cerium 58	141 Pr Praseodymium 59	144 Nd Neodymium 60	(147) Pm Promethium 61	150 Sm Samarium 62	(153) Eu Europium 63	157 Gd Gadolinium 64	159 Tb Terbium 65	163 Dy Dysprosium 66	165 Ho Holmium 67	167 Er Erbium 68	169 Tm Thulium 69	173 Yb Ytterbium 70	175 Lu Lutetium 71
232 Th Thorium 90	(231) Pa Protactinium 91	238 U Uranium 92	(237) Np Neptunium 93	(242) Pu Plutonium 94	(243) Am Americium 95	(247) Cm Curium 96	(245) Bk Berkelium 97	(251) Cf Californium 98	(254) Es Einsteinium 99	(253) Fm Fermium 100	(256) Md Mendelevium 101	(254) No Nobelium 102	(257) Lr Lawrencium 103

► Lanthanoid elements

►► Actinoid elements