


Friday 27 May 2022 – Afternoon

AS Level Chemistry A

H032/02 Depth in chemistry

Time allowed: 1 hour 30 minutes



You must have:

- the Data Sheet for Chemistry A

You can use:

- a scientific or graphical calculator
- an HB pencil



Please write clearly in black ink. **Do not write in the barcodes.**

Centre number

--	--	--	--	--

Candidate number

--	--	--	--

First name(s)

Last name

INSTRUCTIONS

- Use black ink. You can use an HB pencil, but only for graphs and diagrams.
- Write your answer to each question in the space provided. If you need extra space use the lined pages at the end of this booklet. The question numbers must be clearly shown.
- Answer **all** the questions.
- Where appropriate, your answer should be supported with working. Marks might be given for using a correct method, even if your answer is wrong.

INFORMATION

- The total mark for this paper is **70**.
- The marks for each question are shown in brackets [].
- Quality of extended response will be assessed in questions marked with an asterisk (*).
- This document has **16** pages.

ADVICE

- Read each question carefully before you start your answer.

Answer **all** the questions.

1 Lime is a citrus fruit containing citric acid, $C_6H_8O_7$.

(a) Citric acid is a weak organic acid.

(i) What is meant by an **acid**?

..... [1]

(ii) What is meant by an acid that is **weak**?







.....
 [1]

(b) A student carries out a titration to determine the mass of citric acid in a lime. The student follows the method below:

- Squeeze the juice out of two limes.
- Transfer the juice into a 250.0 cm^3 volumetric flask and make up to the mark with distilled water.
- Pipette 25.0 cm^3 of the diluted lime juice into a conical flask and add a few drops of phenolphthalein indicator.
- Titrate this solution with 0.800 mol dm^{-3} NaOH(aq).

The student carries out a trial titration, followed by three further titrations.

The diagram shows the burette readings for the three further titrations. Each reading is measured to the nearest 0.05 cm^3 .

Titration 1		Titration 2		Titration 3	
Initial reading	Final reading	Initial reading	Final reading	Initial reading	Final reading
					

3

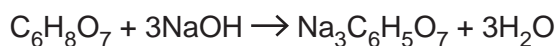
- (i) Record the student's burette readings in the table below.

Calculate the mean titre, to the nearest 0.05 cm^3 , that the student should use to analyse the results.

	Titration 1	Titration 2	Titration 3
Final reading / cm^3			
Initial reading / cm^3			
Titre / cm^3			

mean titre cm^3 [4]

- (ii) Citric acid, $\text{C}_6\text{H}_8\text{O}_7$, is neutralised by NaOH as shown in the equation below.



Calculate the mass, in g, of citric acid in **one** lime.

Assume that citric acid ($M_r = 192.0$) is the only acid in lime juice.

mass of citric acid in **one** lime = g [5]

- (c) The student's teacher thinks that there is an unnecessary safety risk in using a sodium hydroxide concentration of $0.800 \text{ mol dm}^{-3}$ for the titration.

Suggest how the student could modify the method using a sodium hydroxide concentration of $0.200 \text{ mol dm}^{-3}$ instead of $0.800 \text{ mol dm}^{-3}$.

The student should aim to have the same titre as in the original method.

Justify your answer.

.....

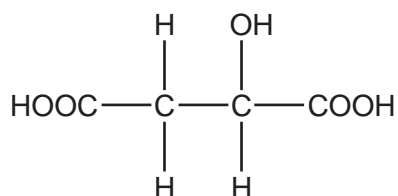
.....

.....

..... [2]

- (d) Other fruits contain different organic acids.

Apple juice contains malic acid which has the following structure.



Malic acid can be oxidised by heating with acidified potassium dichromate(VI).

Write a balanced equation for the reaction, showing the structure of the organic product.

Use [O] to represent the oxidising agent.

[2]

2 This question is about some Group 2 elements and their compounds.

(a) Strontium and calcium both react with water.

(i) Write an equation for the reaction of strontium with water.

..... [1]

(ii) Using oxidation numbers, explain why the reaction of strontium with water is a redox reaction.

.....
.....
.....
..... [2]

(iii) Explain why calcium reacts more slowly with water than strontium does.

.....
.....
.....
..... [3]

(b) A student adds barium oxide, BaO, to water.

A reaction takes place forming a colourless solution.

(i) Predict the approximate pH of the colourless solution.

pH = [1]

(ii) A student adds a few drops of dilute sulfuric acid to the colourless solution.

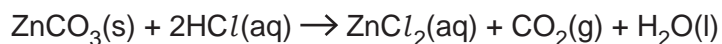
Describe what the student would observe, and give the formula of the barium compound produced.

Observation

Formula of barium compound [2]

3 A student investigates some reactions of zinc compounds and zinc metal.

(a) The student investigates the rate of reaction between zinc carbonate, $\text{ZnCO}_3(\text{s})$, and dilute hydrochloric acid, $\text{HCl}(\text{aq})$.



The student follows the method outlined below:

- Add 50cm^3 of dilute $\text{HCl}(\text{aq})$ into a conical flask at 20°C .
- Place the flask on a top-pan balance.
- Add an excess of $\text{ZnCO}_3(\text{s})$ to the flask.
- Record the mass of the flask and contents on the top-pan balance every 30 seconds.

The student plots a graph of mass against time, shown in **Fig. 3.1** below.

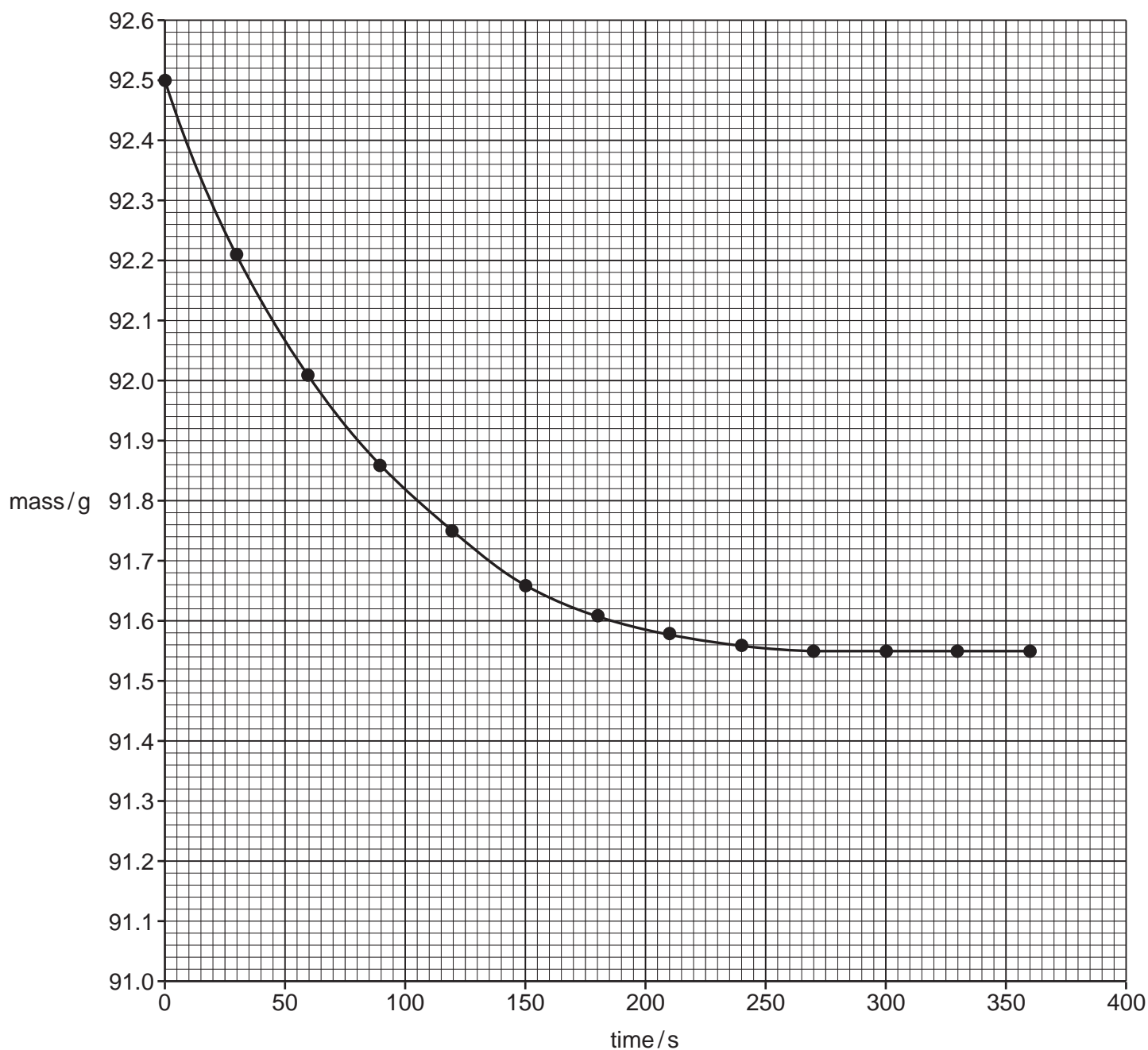
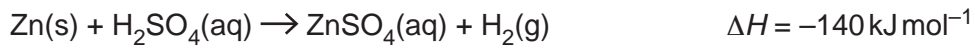


Fig. 3.1

(b) The student investigates the reaction between zinc and dilute sulfuric acid.



Copper(II) sulfate is a catalyst for this reaction.

- The student adds a piece of zinc to each of two test tubes.
- The student adds a few drops of aqueous copper(II) sulfate to one of the test tubes, forming a pale blue solution.
- The student adds an excess of dilute sulfuric acid to each test tube.

(i) Describe **two** differences the student would observe between the test tubes.

1

.....

2

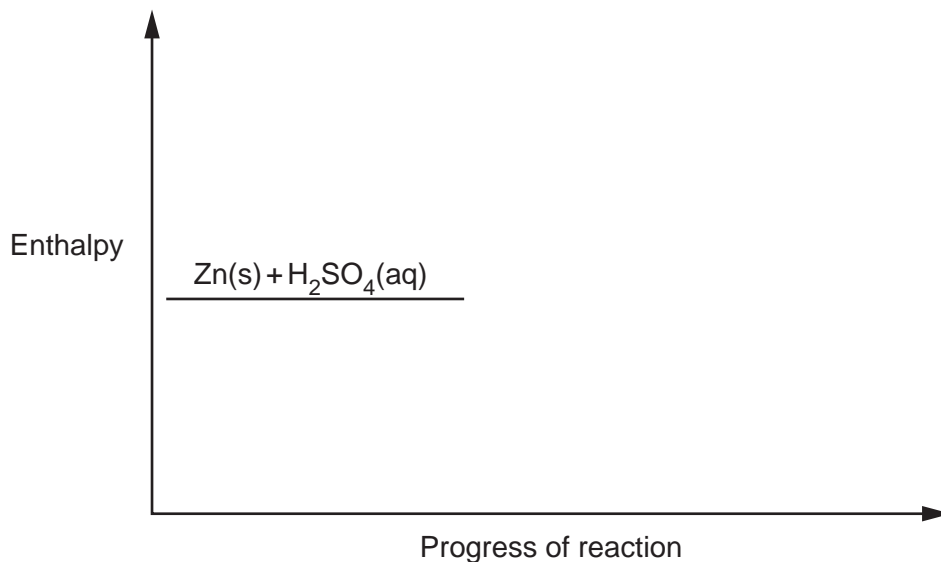
.....

[2]

(ii) Using the axes below, sketch an enthalpy profile diagram for the reaction with and without the catalyst.

On your diagram, include the following labels:

- ΔH , the enthalpy change
- E_a , the activation energy **without** a catalyst
- E_c , the activation energy **with** a catalyst.



[3]

4 This question is about the manufacture of hydrogen, H₂.

(a) In industry, hydrogen is manufactured from methane, as shown in **Equilibrium 4.1**.



The industrial process is carried out at 15 atmospheres pressure and at a temperature of 800 °C using an excess of steam. A nickel catalyst is used.

(i)* Explain why these conditions are used industrially. [6]

.....

.....

.....

.....

.....

.....

.....

.....

.....

.....

.....

.....

.....

.....

.....

.....

.....

.....

.....

.....

.....

Additional answer space if required.

.....

.....

.....

.....

.....

- (ii) A chemist mixes $\text{CH}_4(\text{g})$ and $\text{H}_2\text{O}(\text{g})$ and leaves the mixture to reach equilibrium.



The equilibrium mixture contains the following concentrations.

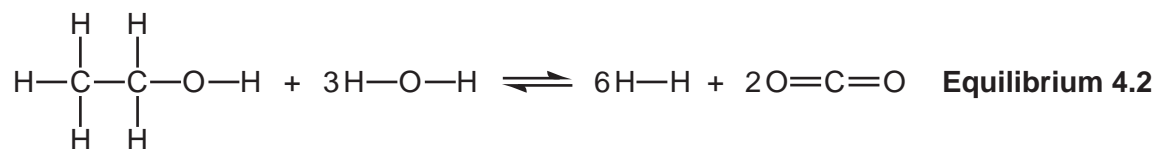
Substance	Concentration/mol dm ⁻³
$\text{CH}_4(\text{g})$	0.111
$\text{H}_2\text{O}(\text{g})$	0.682
$\text{CO}(\text{g})$	0.510
$\text{H}_2(\text{g})$	1.530

Write an expression for the equilibrium constant, K_c , for **Equilibrium 4.1** and calculate the numerical value of K_c .

Give your answer to **3** significant figures.

$$K_c = \dots\dots\dots \text{ mol}^2 \text{ dm}^{-6} \quad [2]$$

- (b) Hydrogen can also be manufactured by reacting ethanol with steam, as shown in **Equilibrium 4.2**.



Average bond enthalpies are shown in the table below.

Bond	C-H	C-C	C-O	O-H	H-H	C=O
Average bond enthalpy/ kJ mol^{-1}	+415	+347	+358	+464	+435	+805

Calculate ΔH , in kJ mol^{-1} , for the forward reaction in **Equilibrium 4.2**.

$$\Delta H = \dots\dots\dots \text{kJ mol}^{-1} \quad [3]$$

- (c) CO_2 and H_2O molecules have different shapes.

State the bond angles in CO_2 and H_2O molecules and explain, in terms of electron pair repulsion, why the bond angles are different.

.....

.....

.....

.....

.....

.....

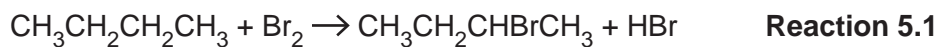
.....

..... [4]

5 2-Bromobutane, $\text{CH}_3\text{CH}_2\text{CHBrCH}_3$, can be prepared by three different methods.

The relative molecular mass, M_r , of 2-bromobutane is 136.9.

(a) 2-Bromobutane can be prepared by reacting butane with bromine (**Reaction 5.1**).



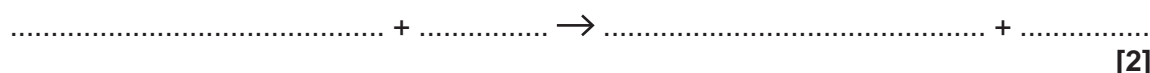
The reaction is initiated by the formation of bromine radicals from bromine.

(i) State the conditions for the formation of bromine radicals from bromine.

..... [1]

(ii) Write **two** equations for the propagation steps in the mechanism for **Reaction 5.1**.

Use structural formulae for organic species and dots (•) for unpaired electrons on radicals.



(iii) The yield of $\text{CH}_3\text{CH}_2\text{CHBrCH}_3$ is only 30%.

Suggest **two** reasons why the yield of $\text{CH}_3\text{CH}_2\text{CHBrCH}_3$ is so low.

1

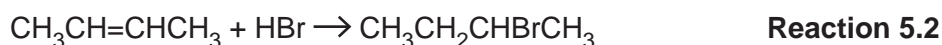
.....

2

.....

[2]

(b) 2-Bromobutane can also be prepared by reacting but-2-ene, $\text{CH}_3\text{CH}=\text{CHCH}_3$, with hydrogen bromide, HBr (**Reaction 5.2**).



Explain, in terms of atom economy, why **Reaction 5.2** is more sustainable than **Reaction 5.1**.

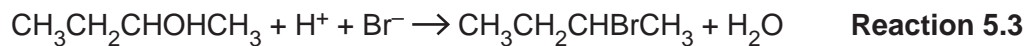
Include calculations to justify your answer.

.....

.....

..... [2]

- (c) 2-Bromobutane can also be prepared by reacting butan-2-ol, $\text{CH}_3\text{CH}_2\text{CHOHCH}_3$, with sodium bromide and sulfuric acid (**Reaction 5.3**).



2-Bromobutane is a liquid with a boiling point of 91°C and does not mix with water.

- (i) A student plans to prepare 10.0g of 2-bromobutane using **Reaction 5.3**.

The percentage yield is 67.0%.

Calculate the mass of $\text{CH}_3\text{CH}_2\text{CHOHCH}_3$ needed for this preparation.

Give your answer to **3** significant figures.

mass = g **[3]**

- (ii) The student mixes butan-2-ol, sodium bromide and sulfuric acid in a pear-shaped flask, and refluxes the mixture.

After 1 hour, the mixture in the flask has separated into two layers: an aqueous layer and an organic layer.

Describe the procedures the student would need to carry out to obtain a pure, dry sample of 2-bromobutane from this mixture.

.....

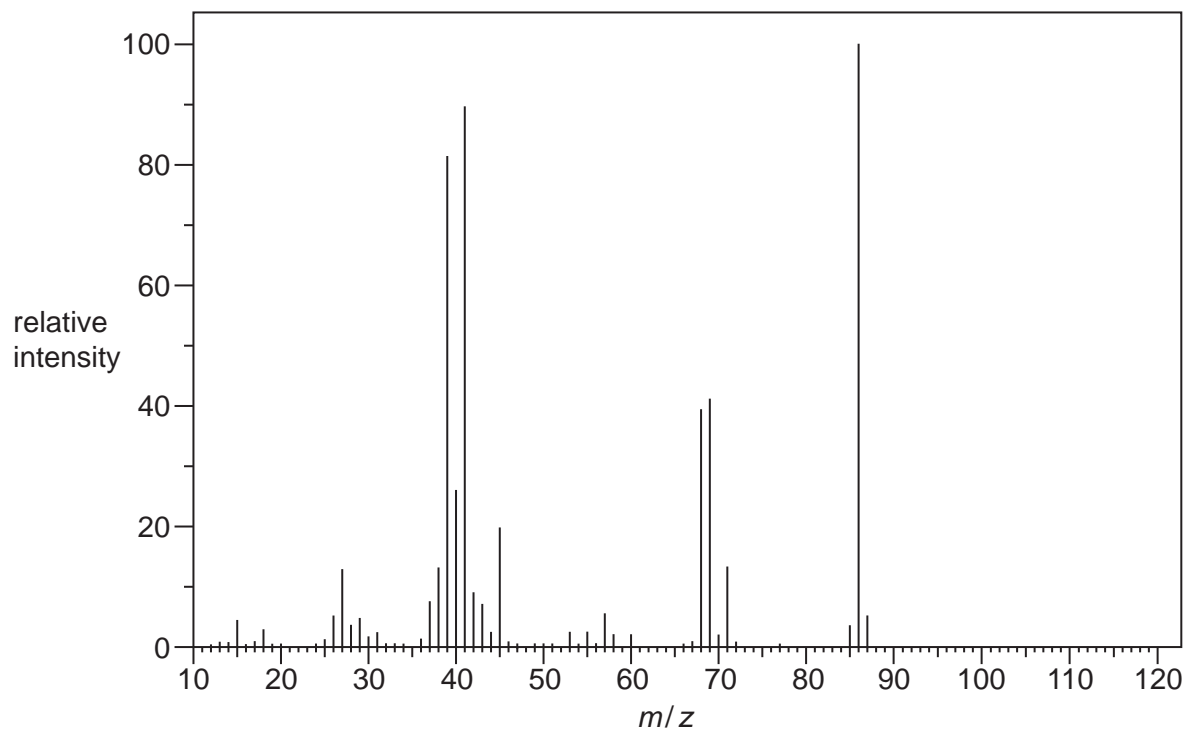
 **[3]**

6* The organic compound **A** is unsaturated and is a *trans* stereoisomer.

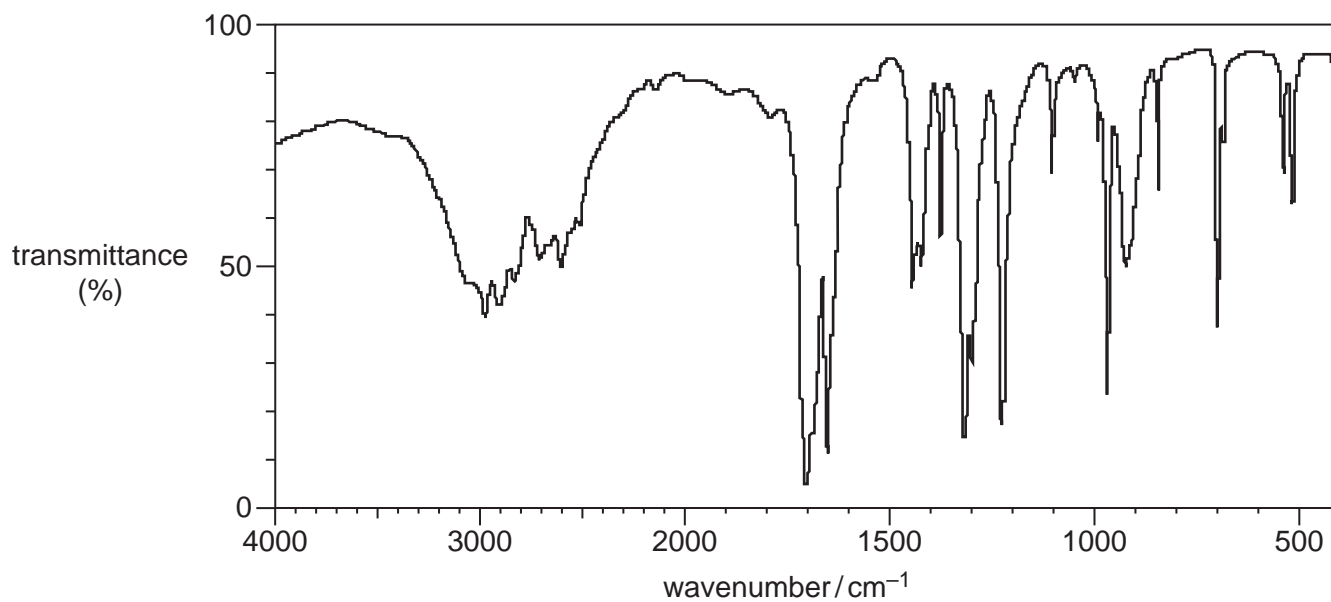
Compound **A** has the following composition by mass: C, 55.8%; H, 7.0%; O, 37.2%.

The mass spectrum and the infrared spectrum of compound **A** are shown below.

Mass spectrum



Infrared spectrum



Use the information to determine the structure of compound **A**.

Explain your reasoning and show your working.

[6]

.....

.....

.....

.....

.....

.....

.....

.....

.....

.....

.....

.....

.....

.....

.....

.....

.....

.....

.....

.....

.....

.....

.....

.....

.....

.....

.....

Additional answer space if required.

.....

.....

.....

.....

.....

.....

.....

.....

END OF QUESTION PAPER

ADDITIONAL ANSWER SPACE

If additional space is required, you should use the following lined page(s). The question number(s) must be clearly shown in the margin(s).

A large rectangular area with a solid vertical line on the left side and horizontal dotted lines across the rest of the page, providing space for writing answers.



Copyright Information

OCR is committed to seeking permission to reproduce all third-party content that it uses in its assessment materials. OCR has attempted to identify and contact all copyright holders whose work is used in this paper. To avoid the issue of disclosure of answer-related information to candidates, all copyright acknowledgements are reproduced in the OCR Copyright Acknowledgements Booklet. This is produced for each series of examinations and is freely available to download from our public website (www.ocr.org.uk) after the live examination series.

If OCR has unwittingly failed to correctly acknowledge or clear any third-party content in this assessment material, OCR will be happy to correct its mistake at the earliest possible opportunity.

For queries or further information please contact The OCR Copyright Team, The Triangle Building, Shaftesbury Road, Cambridge CB2 8EA.

OCR is part of Cambridge University Press & Assessment, which is itself a department of the University of Cambridge.