

Please check the examination details below before entering your candidate information

Candidate surname

Other names

**Pearson Edexcel  
Level 3 GCE**

Centre Number

--	--	--	--	--

Candidate Number

--	--	--	--	--

**Wednesday 19 June 2019**

Morning (Time: 2 hours 30 minutes)

Paper Reference **9CH0/03**

**Chemistry**

**Advanced**

**Paper 3: General and Practical Principles in Chemistry**

**Candidates must have: Scientific calculator  
Data Booklet  
Ruler**

Total Marks

### Instructions

- Use **black** ink or **black** ball-point pen.
- **Fill in the boxes** at the top of this page with your name, centre number and candidate number.
- Answer **all** questions.
- Answer the questions in the spaces provided  
– *there may be more space than you need.*

### Information

- The total mark for this paper is 120.
- The marks for **each** question are shown in brackets  
– *use this as a guide as to how much time to spend on each question.*
- For the question marked with an **asterisk** (\*), marks will be awarded for your ability to structure your answer logically showing the points that you make are related or follow on from each other where appropriate.
- A Periodic Table is printed on the back cover of this paper.

### Advice

- Read each question carefully before you start to answer it.
- Show all your working in calculations and include units where appropriate.
- Check your answers if you have time at the end.

Turn over ►

P58308A

©2019 Pearson Education Ltd.

1/1/1/1/



  
Pearson

**Answer ALL questions.**

**Write your answers in the spaces provided.**


**1** This question is about acids and bases.

(a) State what is meant by a Brønsted-Lowry acid.

(1)

(b) Identify the acid-base conjugate pairs in this reaction.

(1)



(c) Write the expression that defines the pH of a solution.

(1)

(d) Calculate the concentration of hydrogen ions, in  $\text{mol dm}^{-3}$ , in a solution with a pH of 2.76

(1)

DO NOT WRITE IN THIS AREA

DO NOT WRITE IN THIS AREA

DO NOT WRITE IN THIS AREA



(e) Explain why the pH of a  $1 \times 10^{-8} \text{ mol dm}^{-3}$  solution of nitric acid,  $\text{HNO}_3$ , is not 8.

[Ionic product of water,  $K_w = 1.00 \times 10^{-14} \text{ mol}^2 \text{ dm}^{-6}$ ]

(2)

.....

.....

.....

.....

.....

.....

.....

.....

**(Total for Question 1 = 6 marks)**

DO NOT WRITE IN THIS AREA

DO NOT WRITE IN THIS AREA

DO NOT WRITE IN THIS AREA



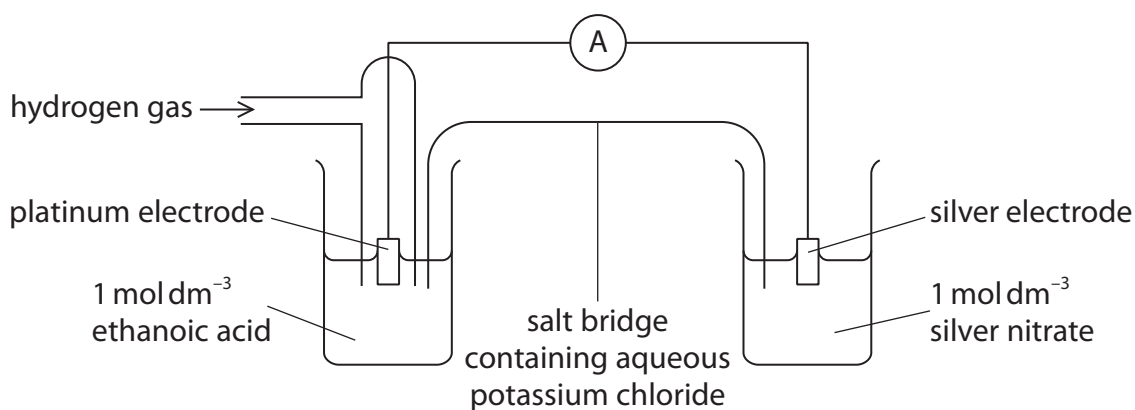
2 This question is about the  $\text{Ag}^+(\text{aq})|\text{Ag}(\text{s})$  half-cell.

(a) A student was asked to plan an experiment to measure the standard electrode potential of the  $\text{Ag}^+(\text{aq})|\text{Ag}(\text{s})$  half-cell.

(i) State the conditions of temperature and pressure under which standard electrode potentials are measured.

(1)

(ii) The student drew the diagram shown.



Identify **three** mistakes in this diagram and the modifications that should be made to correct them.

(3)

Mistake in diagram	Modification needed to correct mistake



(b) The standard electrode potential,  $E^\ominus$ , of the  $\text{Ag}^+(\text{aq})|\text{Ag}(\text{s})$  half-cell is +0.80V.

The effect of changing the concentration of the ions on the value of the electrode potential,  $E$ , in this half-cell is calculated using the equation

$$E = E^\ominus + \frac{RT}{96500} \times \ln[\text{Ag}^+(\text{aq})]$$

where  $T$  is the temperature in kelvin and  $R$  is the gas constant.

The electrode potential of a  $\text{Ag}^+(\text{aq})|\text{Ag}(\text{s})$  half-cell was measured at 20°C and found to be +0.72V.

Calculate the concentration of silver ions, in  $\text{mol dm}^{-3}$ , in this half-cell.

(3)

(Total for Question 2 = 7 marks)



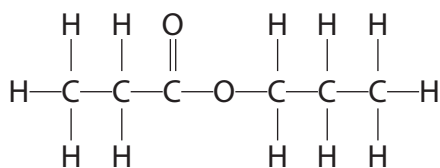
DO NOT WRITE IN THIS AREA

DO NOT WRITE IN THIS AREA

DO NOT WRITE IN THIS AREA

3 This question is about esters with the molecular formula  $C_6H_{12}O_2$ .

(a) Propyl propanoate has the structure shown.



Devise a synthetic pathway to prepare propyl propanoate starting with 1-bromopropane as the **only** organic compound.

Include the reagents for each step in the synthesis, and the names or structures of the intermediate compounds.

(5)



DO NOT WRITE IN THIS AREA

DO NOT WRITE IN THIS AREA

DO NOT WRITE IN THIS AREA

(b) Another ester, **A**, with molecular formula  $C_6H_{12}O_2$ , was hydrolysed. It produced ethanoic acid, and an alcohol, **B**, with molecular formula  $C_4H_{10}O$ .

Alcohol **B** undergoes an elimination reaction to produce a mixture of but-1-ene and but-2-ene.

Deduce the structures of **B** and **A**. Justify your structure of **B**.

(3)

.....

.....

.....

.....

.....

.....

.....

(Total for Question 3 = 8 marks)



4 Compound **C** is a pink crystalline solid containing two cations and one anion.

(a) Three tests were carried out on **C**. The observation made for each test was recorded in the table.

(i) Complete the statements in the inference column by writing the names or formulae of the species.

(6)

Test	Observation	Inference
<p><b>Test 1</b></p> <p>Aqueous sodium hydroxide was added to solid <b>C</b> and the mixture warmed</p> <p>The gas evolved was tested with damp red litmus paper</p>	<p>The red litmus paper turned blue</p>	<p>The gas evolved was .....</p> <p>One of the cations in <b>C</b> is .....</p>
<p><b>Test 2</b></p> <p>Concentrated hydrochloric acid was added to an aqueous solution of <b>C</b></p>	<p>The pink solution turned blue</p>	<p>The other cation in <b>C</b> is .....</p> <p>The formula of the complex ion in the blue solution is .....</p>
<p><b>Test 3</b></p> <p>Dilute hydrochloric acid and aqueous barium chloride were added to an aqueous solution of <b>C</b></p>	<p>A white precipitate formed</p>	<p>The white precipitate is .....</p> <p>The anion in <b>C</b> is .....</p>

(ii) Use the results of the tests in (a)(i) to give a formula of **C**. Do not include water of crystallisation.

(1)





DO NOT WRITE IN THIS AREA

DO NOT WRITE IN THIS AREA

DO NOT WRITE IN THIS AREA

(b) Write the **ionic** equation for the reaction between the cation in **C** and sodium hydroxide producing the gas in **Test 1**.  
State symbols are not required.

(1)

(c) State the type of reaction occurring in **Test 2**.

(1)

(d) Give a reason why dilute hydrochloric acid is needed in **Test 3**.

(1)

(Total for Question 4 = 10 marks)



5 This question is about redox reactions.

(a) Name the ion with formula  $\text{PO}_3^{3-}$ . Include the relevant oxidation number.

(1)

(b) State what happens to a reducing agent during a reaction, in terms of oxidation number **and** electrons.

(1)

(c) Identify the species that is the strongest reducing agent from the list of standard electrode potentials in the Data Booklet.

(1)

(d) Manganese(IV) oxide,  $\text{MnO}_2$ , and manganate(VII) ions,  $\text{MnO}_4^-$ , react in alkaline solution to form manganate(VI) ions,  $\text{MnO}_4^{2-}$ .

(i) Write the **ionic** equation for this reaction.  
State symbols are not required.

(2)

(ii) Give a reason why this reaction is **not** disproportionation.

(1)



(e) Sodium tetrahydridoborate(III),  $\text{NaBH}_4$ , is used in organic chemistry. It is an alternative reagent to lithium tetrahydridoaluminate(III) for the reduction of carbonyl compounds.

(i) Draw a dot-and-cross diagram of the  $\text{BH}_4^-$  ion.

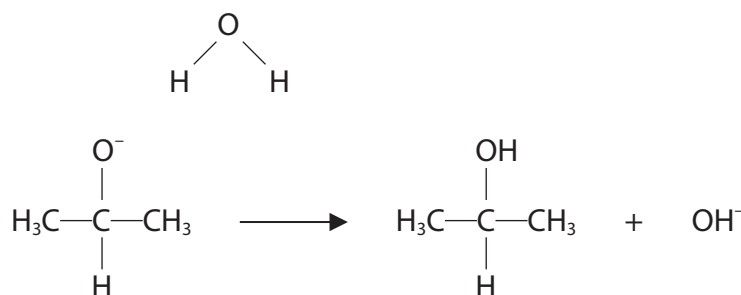
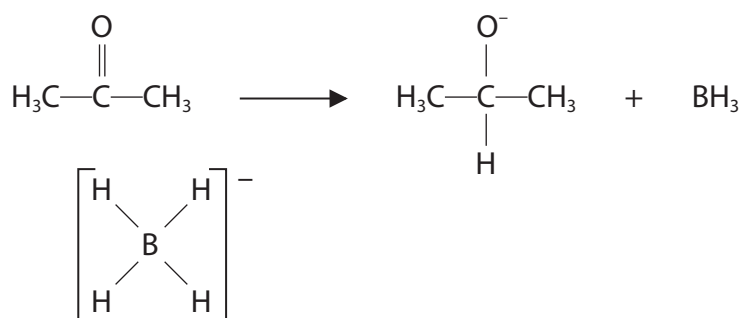
Use crosses (x) for the boron electrons, dots (•) for the hydrogen electrons and triangles ( $\Delta$ ) for the additional electron forming the negative ion.

(1)

(ii) The  $\text{BH}_4^-$  ions reduce carbonyl compounds to alcohols in aqueous solution.

Complete the mechanism for the reduction of propanone to propan-2-ol by adding curly arrows, and any relevant lone pairs and dipoles.

(4)



(Total for Question 5 = 11 marks)



DO NOT WRITE IN THIS AREA

DO NOT WRITE IN THIS AREA

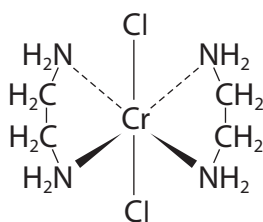
DO NOT WRITE IN THIS AREA

**BLANK PAGE**



6 This question is about transition metals and their ions.

(a) The **shape** of a complex ion formed from  $\text{Cr}^{3+}$  ions is shown.



(i) State the coordination number of  $\text{Cr}^{3+}$  in this complex ion.

(1)

(ii) State the overall charge on this complex ion.

(1)

(b) The complex ions of transition metals have different colours in aqueous solution.

Two factors that affect the colour of the solution are the oxidation number of the central metal ion, and the ligands present.

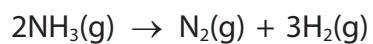
Give examples to illustrate these factors by referring to complex ions of iron and/or copper. Include the formula and colour of each complex.

An explanation of why transition metal ions are coloured is **not** required.

(3)



(c) Tungsten wire catalyses the decomposition of ammonia.




In an experiment, the following results were obtained.

Time /s	Partial pressure of ammonia / kPa
0	0.350
100	0.335
200	0.319
300	0.303
400	0.287
500	0.271

(i) Plot a graph of partial pressure of ammonia against time.

(2)



(ii) Deduce the rate equation for this reaction by using your graph in (c)(i).  
Justify your answer.

(2)

.....

.....

.....

.....

(iii) Use the graph to calculate the rate constant. Include units in your answer.

(2)

(iv) Describe the stages in the catalytic decomposition of ammonia by tungsten.

(3)

.....

.....

.....

.....

.....

.....

.....

.....

.....

.....

.....

.....

.....

.....

.....

.....

.....

.....

.....

.....

.....

.....

.....

**(Total for Question 6 = 14 marks)**

DO NOT WRITE IN THIS AREA

DO NOT WRITE IN THIS AREA

DO NOT WRITE IN THIS AREA



- 7 A group of students analysed a hydrated salt with the formula  $\text{KH}_3(\text{C}_2\text{O}_4)_y \cdot z\text{H}_2\text{O}$  where **y** and **z** are whole numbers.

The students carried out experiments to determine the values of **y** and **z**.

- (a) **Experiment 1** – to determine the value of **y**

One student was provided with a  $0.0235 \text{ mol dm}^{-3}$  solution of the salt.

$25.0 \text{ cm}^3$  portions of the salt solution were acidified with excess dilute sulfuric acid and heated to about  $60^\circ\text{C}$ .


Each portion was titrated with  $0.0203 \text{ mol dm}^{-3}$  potassium manganate(VII).

The results of four titrations are shown in the table.

Titration number	1	2	3	4
Final burette reading / $\text{cm}^3$	23.85	47.20	24.05	48.10
Initial burette reading / $\text{cm}^3$	0.00	24.00	0.50	25.00
Titre / $\text{cm}^3$	23.85	23.20	23.55	23.10

- (i) Complete the diagram to show the final burette reading in **Titration 1**.

(2)



- (ii) Explain why this student should use a mean titre of  $23.15 \text{ cm}^3$  and not  $23.43 \text{ cm}^3$  in the calculation.

(2)

.....

.....

.....

.....



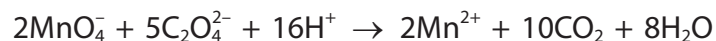


(iii) The uncertainty in each burette reading is  $\pm 0.05 \text{ cm}^3$ .

Calculate the percentage uncertainty in the titre volume of potassium manganate(VII) solution used in **Titration 2**.

(1)

(iv) The equation for the reaction is



Deduce, by calculation, the value of **y**, to the nearest whole number, in the formula  $\text{KH}_3(\text{C}_2\text{O}_4)_y \cdot z\text{H}_2\text{O}$ .

Use the mean titre of  $23.15 \text{ cm}^3$  and other data from **Experiment 1**.

You **must** show your working.

(4)

DO NOT WRITE IN THIS AREA

DO NOT WRITE IN THIS AREA

DO NOT WRITE IN THIS AREA



(b) **Experiment 2** – to determine the value of **z**

Another student wrote an account of the method for this experiment.

*A crucible was weighed.*

*A sample of the hydrated salt was added to the crucible and it was reweighed.*

*The crucible and salt were heated to remove the water of crystallisation and then allowed to cool.*

*The crucible and contents were weighed again.*

*Results*

*Mass of crucible = 19.56 g*

*Mass of crucible +  $\text{KH}_3(\text{C}_2\text{O}_4)_y \cdot z\text{H}_2\text{O}$  = 22.97 g*

*Mass of crucible +  $\text{KH}_3(\text{C}_2\text{O}_4)_y$  = 22.52 g*

- (i) Deduce, by calculation, the value of **z**, to the nearest whole number, in the formula  $\text{KH}_3(\text{C}_2\text{O}_4)_y \cdot z\text{H}_2\text{O}$ .

You must use the data from **Experiment 2** and your value of **y** in (a)(iv).

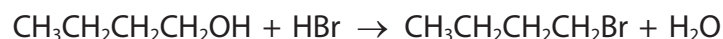
You **must** show your working.

(3)





- 8 1-bromobutane can be prepared from butan-1-ol and hydrogen bromide.



Hydrogen bromide can be made from sodium bromide and 50% concentrated sulfuric acid.

- (a) The steps for the preparation of impure 1-bromobutane are summarised.

Step 1 Dissolve the sodium bromide in distilled water in a pear-shaped flask and then add  $20.0 \text{ cm}^3$  of butan-1-ol.

Step 2 Surround the flask with an ice bath to **cool the mixture**, before adding concentrated sulfuric acid drop by drop.

Step 3 Remove the flask from the ice bath and add a few **anti-bumping granules** to the reaction mixture.

Step 4 Set up the apparatus for **heating under reflux**. Heat the mixture in the flask for 30 minutes and then allow the apparatus to cool.

Step 5 Rearrange the apparatus for distillation and heat the mixture until no more 1-bromobutane distils over.

- (i) Parts of the method are given in **bold** type in Steps 2, 3 and 4. Give a reason why each of these parts is necessary.

(3)





(iii) The student corrected the errors.

While the mixture was heating under reflux, the student noticed a small amount of a brown vapour was formed.

Explain why the brown vapour forms.

(2)

.....

.....

.....

.....

(b) The distillate collected in Step 5 is a mixture consisting of two layers. There is an aqueous layer and a layer containing impure 1-bromobutane.

Data	
Densities:	
water	1.00 g cm <sup>-3</sup>
butan-1-ol	0.81 g cm <sup>-3</sup>
1-bromobutane	1.27 g cm <sup>-3</sup>
Boiling temperature of 1-bromobutane = 102 °C	

The steps for the purification of the 1-bromobutane are summarised.

- Step 6** Transfer the mixture from Step 5 to a separating funnel and remove the aqueous layer.
- Step 7** Wash the impure 1-bromobutane with concentrated hydrochloric acid in the separating funnel. Remove the aqueous layer.
- Step 8** Add aqueous sodium hydrogencarbonate to the impure 1-bromobutane in the separating funnel.
- Step 9** Shake the mixture in the separating funnel and, from time to time, invert the funnel and open the tap.
- Step 10** Collect the 1-bromobutane layer from Step 9 in a small conical flask. Add anhydrous sodium sulfate and swirl the flask until the liquid becomes clear.
- Step 11** Decant the 1-bromobutane into a clean pear-shaped flask and redistil it. Measure the volume of 1-bromobutane produced.



(i) State the position of the aqueous layer in the separating funnel at the start of Step 6. Justify your answer.

(1)

(ii) Concentrated hydrochloric acid is used to remove any unreacted butan-1-ol in the mixture in Step 7.

Give the reasons for carrying out Steps 8, 9 and 10.

(3)

(iii) Give a suitable temperature **range** over which to collect the pure 1-bromobutane in the redistillation in Step 11.

(1)

(iv) The volume of 1-bromobutane collected was  $12.0 \text{ cm}^3$ .

Calculate the number of molecules of 1-bromobutane produced in this experiment.

Give your answer to an appropriate number of significant figures.

(2)

(Total for Question 8 = 15 marks)

DO NOT WRITE IN THIS AREA

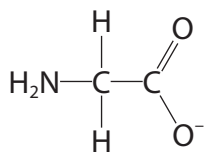
DO NOT WRITE IN THIS AREA

DO NOT WRITE IN THIS AREA



9 Some organic compounds contain metals.

(a) Glycinate ions are formed from the amino acid glycine.



glycinate ion

(i) Explain the effect, if any, of an aqueous solution containing glycinate ions on plane-polarised monochromatic light.

(2)

.....

.....

.....

.....

.....

.....

(ii) A hot aqueous solution of glycine is added to a hot solution of copper(II) ethanoate.  
When the mixture is cooled, crystals of copper(II) glycinate are formed.

Write the equation for this reaction.  
State symbols are not required.

(2)





(iii) In an experiment, the crystals are filtered, weighed and the percentage yield calculated.

Student 1 obtained a yield of 102.6%.

Student 2 obtained a yield of 56.4%.

The expected yield is 82% and the students carried out the calculation correctly.

Discuss possible reasons for the yields obtained by these students.

(4)

.....

.....

.....

.....

.....

.....

.....

.....

.....

.....

.....

.....

.....

.....

.....

.....

.....

.....

.....

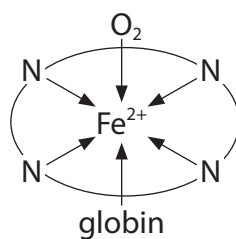
.....

.....

.....

.....

(b) Haemoglobin is an iron(II) complex. It carries oxygen around the body. Part of the structure of haemoglobin is shown.



The four nitrogen atoms are part of a multidentate ligand in the haem group.

Explain why inhaling carbon monoxide can be fatal.

(2)

.....

.....

.....

.....

.....

.....

.....

.....

.....

.....

.....

.....

.....

.....

.....

.....

.....

.....

.....

.....

.....

.....

DO NOT WRITE IN THIS AREA

DO NOT WRITE IN THIS AREA

DO NOT WRITE IN THIS AREA



\*(c) Grignard reagents contain a metal.

Discuss how Grignard reagents are formed and used in adding one or more carbon atoms to the carbon chain in 1-bromopropane to produce primary, secondary and tertiary alcohols and a carboxylic acid.

Include a suitable example for each reaction and give reagents, conditions and products. You may include equations in your answer.

(6)

Area with horizontal dotted lines for writing the answer.



DO NOT WRITE IN THIS AREA

DO NOT WRITE IN THIS AREA

DO NOT WRITE IN THIS AREA

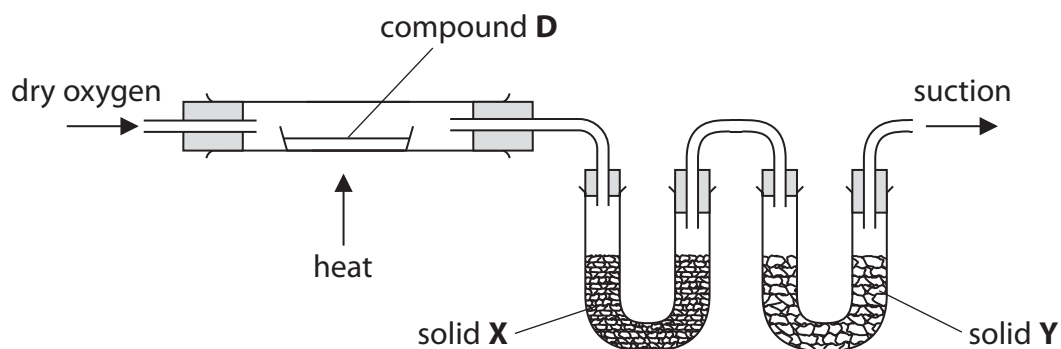
(Total for Question 9 = 16 marks)



P 5 8 3 0 8 A 0 2 7 3 2

10 Organic compound **D** contains the elements carbon, hydrogen, oxygen and nitrogen only.

- (a) A sample of **D** was burned completely in the apparatus shown.  
Solid **X** absorbed the water formed in the combustion.  
Solid **Y** absorbed the carbon dioxide.



- (i) The masses of solids **X** and **Y** increased during the experiment.

Explain the effect, if any, on the changes in mass of **X** and **Y** if the oxygen gas was not dry.

(3)

.....

.....

.....

.....

.....

.....

.....

.....

DO NOT WRITE IN THIS AREA

DO NOT WRITE IN THIS AREA

DO NOT WRITE IN THIS AREA



(ii) On combustion in dry oxygen, 3.36 g of **D** produced 0.72 g of water and 5.28 g of carbon dioxide.

This sample of **D** also contained 0.56 g of nitrogen.

Use these data to calculate the empirical formula of compound **D**.

You **must** show your working.

(5)

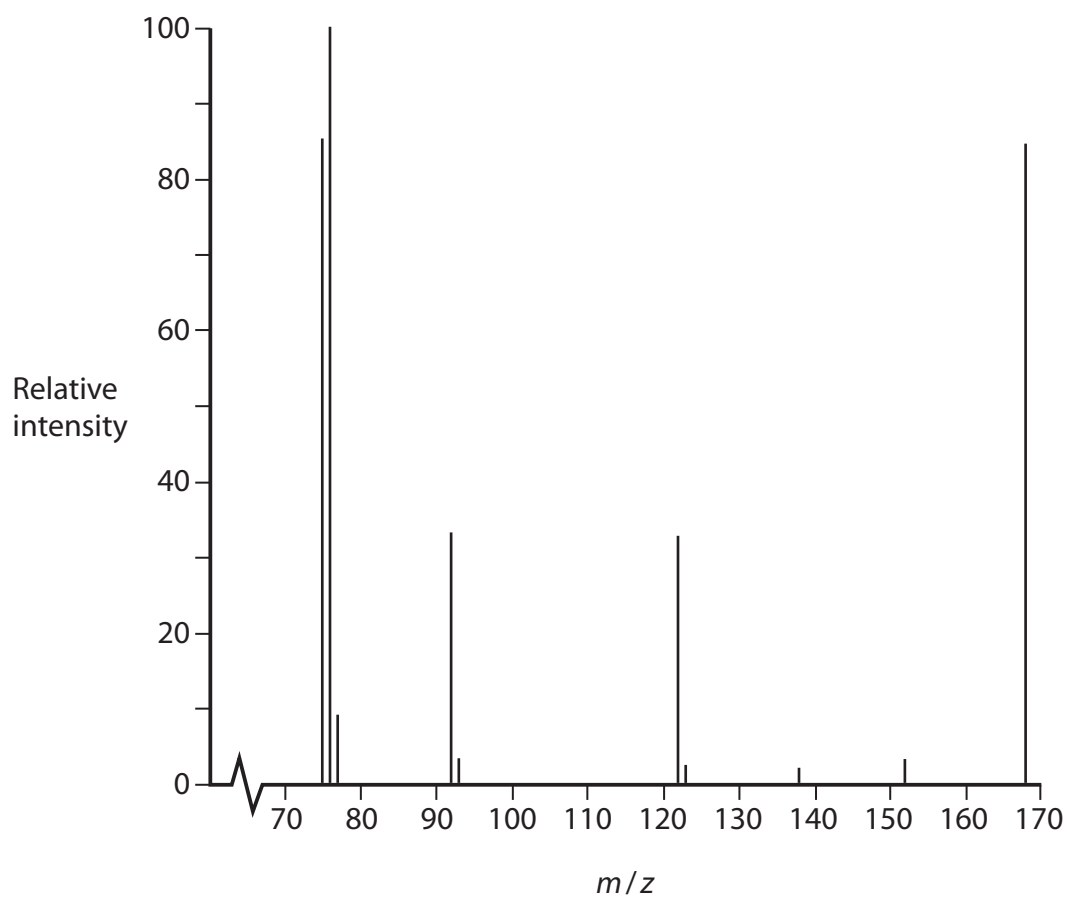
DO NOT WRITE IN THIS AREA

DO NOT WRITE IN THIS AREA

DO NOT WRITE IN THIS AREA



(b) Part of the mass spectrum of **D** is shown.



Deduce the molecular formula of **D**. Justify your answer.

(2)

.....

.....

.....

.....

(c) Compound **D** contains a benzene ring.

(i) Give the molecular formula of the species that causes the peak at  $m/z = 76$  in the mass spectrum of **D**.

(1)

.....



(ii) Draw the structures of the **three** possible isomers of **D** containing a benzene ring.

(2)

(iii) The  $^{13}\text{C}$  NMR spectrum of compound **D** has four peaks.

Identify the structure of **D**. Justify your answer by labelling the different carbon environments in **all** the structures drawn in (c)(ii).

(3)

(Total for Question 10 = 16 marks)

TOTAL FOR PAPER = 120 MARKS



P 5 8 3 0 8 A 0 3 1 3 2



# The Periodic Table of Elements

1	2	3	4	5	6	7	0 (8)																																													
(1)	(2)	(3)	(4)	(5)	(6)	(7)	(8)	(9)	(10)	(11)	(12)	(13)	(14)	(15)	(16)	(17)	(18)																																			
6.9 <b>Li</b> lithium 3	9.0 <b>Be</b> beryllium 4	23.0 <b>Na</b> sodium 11	24.3 <b>Mg</b> magnesium 12	39.1 <b>K</b> potassium 19	40.1 <b>Ca</b> calcium 20	85.5 <b>Rb</b> rubidium 37	87.6 <b>Sr</b> strontium 38	132.9 <b>Cs</b> caesium 55	137.3 <b>Ba</b> barium 56	[223] <b>Fr</b> francium 87	[226] <b>Ra</b> radium 88	[227] <b>Ac*</b> actinium 89	[261] <b>Rf</b> rutherfordium 104	[262] <b>Db</b> dubnium 105	[266] <b>Sg</b> seaborgium 106	[264] <b>Bh</b> bohrium 107	[277] <b>Hs</b> hassium 108	[272] <b>Rg</b> roentgenium 111	140 <b>Ce</b> cerium 58	141 <b>Pr</b> praseodymium 59	144 <b>Nd</b> neodymium 60	147 <b>Pm</b> promethium 61	150 <b>Sm</b> samarium 62	152 <b>Eu</b> europium 63	157 <b>Gd</b> gadolinium 64	159 <b>Tb</b> terbium 65	163 <b>Dy</b> dysprosium 66	165 <b>Ho</b> holmium 67	167 <b>Er</b> erbium 68	169 <b>Tm</b> thulium 69	173 <b>Yb</b> ytterbium 70	175 <b>Lu</b> lutetium 71	232 <b>Th</b> thorium 90	[231] <b>Pa</b> protactinium 91	238 <b>U</b> uranium 92	[237] <b>Np</b> neptunium 93	[242] <b>Pu</b> plutonium 94	[243] <b>Am</b> americium 95	[247] <b>Cm</b> curium 96	[245] <b>Bk</b> berkelium 97	[251] <b>Cf</b> californium 98	[254] <b>Es</b> einsteinium 99	[253] <b>Fm</b> fermium 100	[256] <b>Md</b> mendelevium 101	[254] <b>No</b> nobelium 102	[257] <b>Lr</b> lawrencium 103	4.0 <b>He</b> helium 2	20.2 <b>Ne</b> neon 10	39.9 <b>Ar</b> argon 18	79.9 <b>Kr</b> krypton 36	131.3 <b>Xe</b> xenon 54	[222] <b>Rn</b> radon 86
		1.0 <b>H</b> hydrogen 1		relative atomic mass atomic symbol name atomic (proton) number		Elements with atomic numbers 112-116 have been reported but not fully authenticated																																														

\* Lanthanide series

\* Actinide series

