

Please check the examination details below before entering your candidate information

Candidate surname

Other names

**Pearson Edexcel
Level 3 GCE**

Centre Number

--	--	--	--	--

Candidate Number

--	--	--	--	--

Time 2 hours 30 minutes

**Paper
reference**

9CH0/03

Chemistry

Advanced

PAPER 3: General and Practical Principles in Chemistry

**Candidates must have: Scientific calculator
Data Booklet
Ruler**

Total Marks

Instructions

- Use **black** ink or **black** ball-point pen.
- **Fill in the boxes** at the top of this page with your name, centre number and candidate number.
- Answer **all** questions.
- Answer the questions in the spaces provided
– *there may be more space than you need.*

Information

- The total mark for this paper is 120.
- The marks for **each** question are shown in brackets
– *use this as a guide as to how much time to spend on each question.*
- For the question marked with an **asterisk** (*), marks will be awarded for your ability to structure your answer logically showing the points that you make are related or follow on from each other where appropriate.
- A Periodic Table is printed on the back cover of this paper.

Advice

- Read each question carefully before you start to answer it.
- Show all your working in calculations and include units where appropriate.
- Check your answers if you have time at the end.
- Good luck with your examination.

Turn over ►

P67806A

©2021 Pearson Education Ltd.

1/1/1/1/1




Pearson

Answer ALL the questions.

Write your answers in the spaces provided.

1 This question is about chlorine.

(a) Chlorine has two isotopes with mass numbers 35 and 37.

(i) Complete the table to show the numbers of subatomic particles in a ^{35}Cl atom and a $^{37}\text{Cl}^-$ ion.

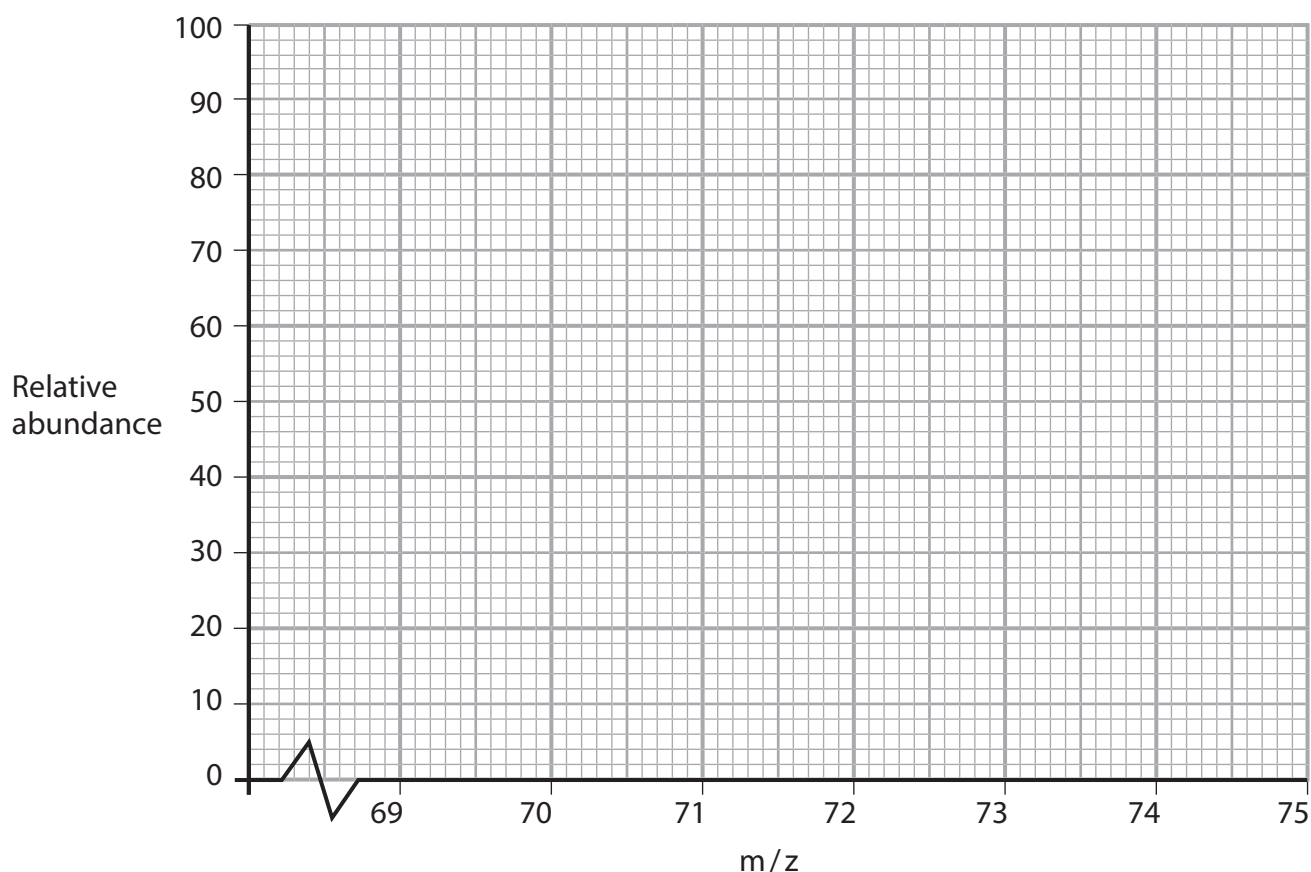
(2)

Particle	Protons	Neutrons	Electrons
^{35}Cl atom			
$^{37}\text{Cl}^-$ ion			

(ii) A sample of chlorine contained 75% of ^{35}Cl and 25% of ^{37}Cl .

Complete the mass spectrum to show the peaks you would expect for the molecular ion Cl_2^+ from this sample of chlorine gas.

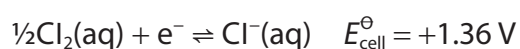
(2)



(b) Write the formula of potassium chlorate(V). (1)

(c) Write the equation for the first electron affinity of chlorine. Include state symbols. (2)

(d) The standard electrode potential for the chlorine / chloride ion half-cell is



(i) Identify an oxidising agent from the Data Booklet that will convert chloride ions into chlorine under standard conditions. (1)

(ii) Calculate the value of $E_{\text{cell}}^{\ominus}$ for the reaction in (d)(i). (1)

(Total for Question 1 = 9 marks)



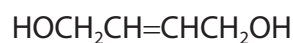
2 Analysis shows that a compound has the molecular formula $C_4H_8O_2$.

A student suggests that the compound could be either **A** or **B**.



A

or



B

(a) Deduce a **chemical** test which would give a positive result for **A** but **not** for **B**.
Include the reagent and observation.

(2)

.....

.....

.....

.....

.....

.....

.....

.....

.....

.....

(b) Deduce a **chemical** test which would give a positive result for **B** but **not** for **A**.
Include the reagent and observation.

(2)

.....

.....

.....

.....

.....

.....

.....

.....

.....

.....

DO NOT WRITE IN THIS AREA

DO NOT WRITE IN THIS AREA

DO NOT WRITE IN THIS AREA



- (c) Another student suggests that the compound could contain an aldehyde and an alcohol functional group, with structure **C**.



C

Complete the table to show how the infrared spectra of **A**, **B** and **C** would be expected to differ in the wavenumber range **1800–1600 cm⁻¹**.
Use information from the Data Booklet.

(3)

Absorbance	Wavenumber range / cm ⁻¹
Absorbance expected in infrared spectrum of A but not in B or C	
Absorbance expected in infrared spectrum of B but not in A or C	
Absorbance expected in infrared spectrum of C but not in A or B	

(Total for Question 2 = 7 marks)

DO NOT WRITE IN THIS AREA

DO NOT WRITE IN THIS AREA

DO NOT WRITE IN THIS AREA



3 This question is about aluminium chloride.

(a) Complete the electronic configuration of an aluminium atom.

(1)

$1s^2$

(b) At high temperatures, aluminium chloride exists as $AlCl_3$ molecules.

(i) Draw a dot-and-cross diagram of an aluminium chloride molecule, $AlCl_3$.
Show the outer shell electrons only.

(1)

(ii) Predict the shape of an $AlCl_3$ molecule and the Cl–Al–Cl bond angle.

(2)

Shape of $AlCl_3$	
Cl–Al–Cl bond angle	



(iii) Aluminium chloride is used as a catalyst in the alkylation of benzene.

Draw the mechanism for the reaction between benzene and chloromethane using aluminium chloride as the catalyst. Include an equation for the formation of the electrophile, and any relevant curly arrows.

(4)

(c) Aluminium chloride exists as a dimer, Al_2Cl_6 , just above its boiling temperature.

(i) Draw a diagram to show how two AlCl_3 molecules are joined together in the dimer.

(1)

(ii) State the type of bond that joins the two AlCl_3 molecules together.

(1)

(Total for Question 3 = 10 marks)



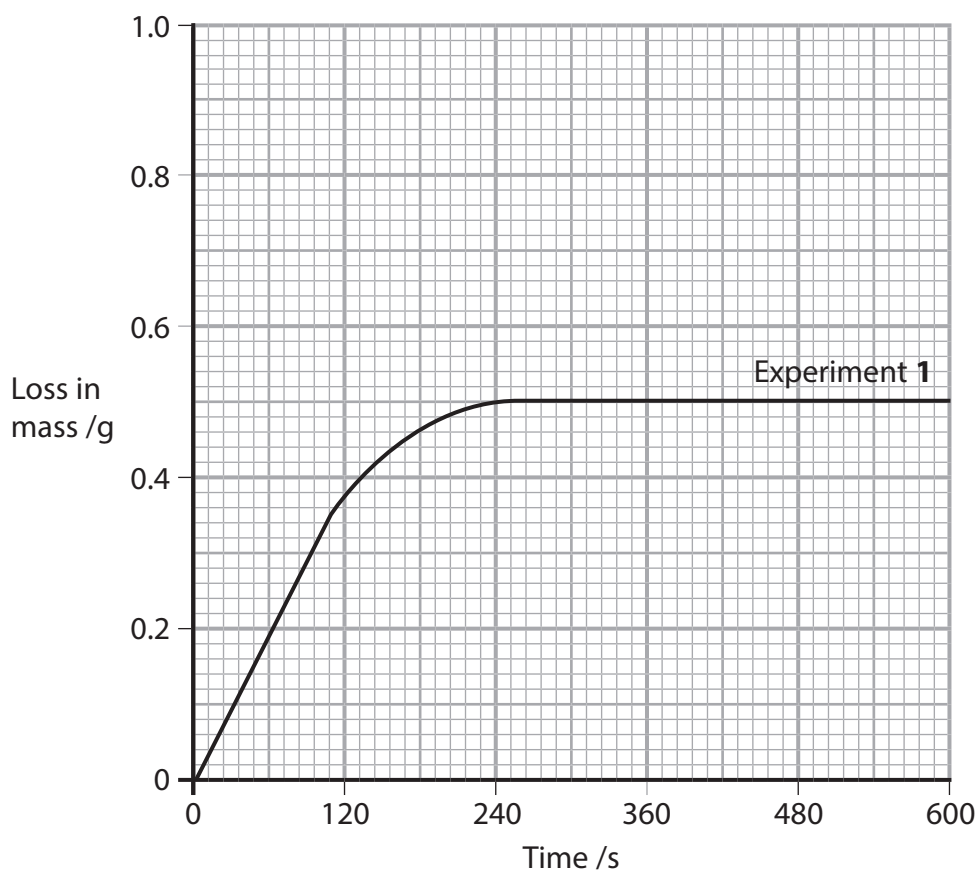
- 4 A series of experiments was carried out to investigate the factors which affect the rate of reaction between calcium carbonate and dilute hydrochloric acid.



- 50.0 cm³ of hydrochloric acid was added to 10 g of calcium carbonate (an excess) in a conical flask placed on an electronic balance.
- The loss in mass of the flask and its contents was recorded every 30 seconds for 10 minutes.
- The experiment was repeated using different sized pieces of calcium carbonate, a different concentration of hydrochloric acid or a different temperature.

Experiment	Size of calcium carbonate	Concentration of hydrochloric acid / mol dm ⁻³	Temperature /°C
1	small pieces	0.50	20
2	small pieces	0.50	60
3	one large piece	0.50	20
4	small pieces	1.00	20

The results of Experiment 1 are shown on the graph.



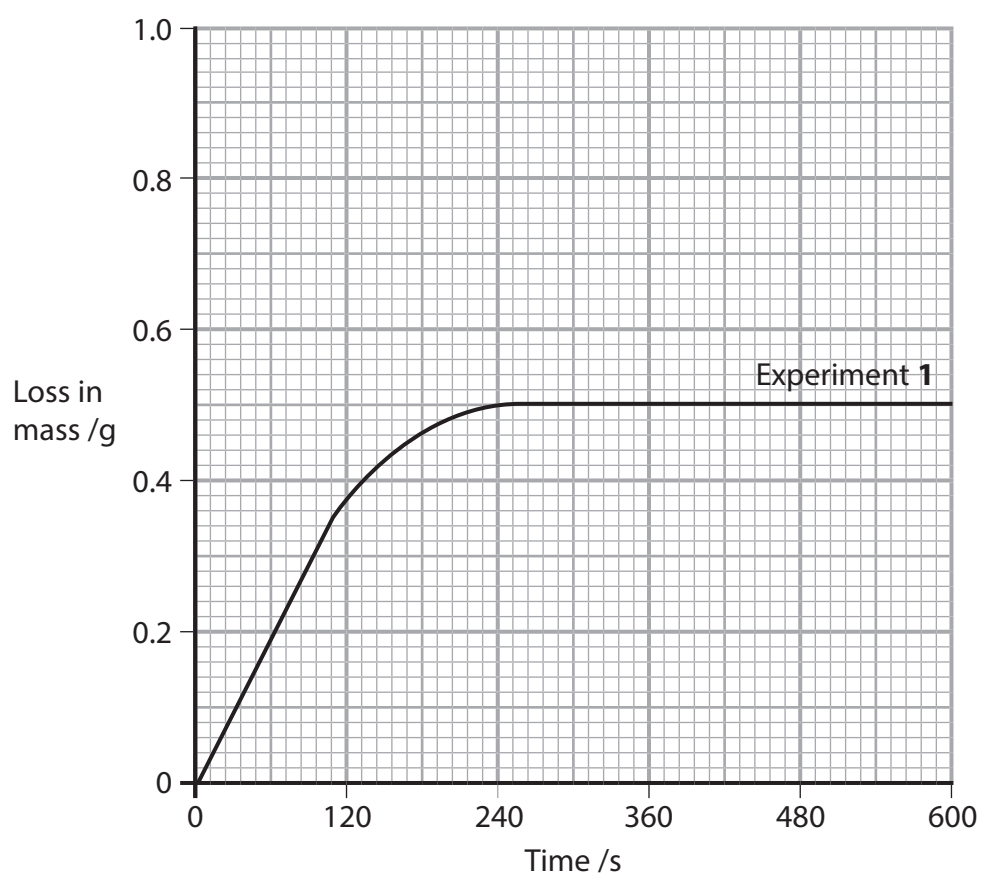
- (a) Draw curves on the graph to show the results you would expect for Experiments 2, 3 and 4. Label the curves 2, 3 and 4.

(3)



(b) Determine the initial rate of reaction for Experiment 1.
You must show your working on the graph.
Include units in your answer.

(3)



Initial rate of reaction

DO NOT WRITE IN THIS AREA

DO NOT WRITE IN THIS AREA

DO NOT WRITE IN THIS AREA



- (c) A student was required to devise an alternative method of carrying out this experiment that involved collecting the gas produced.

Outline the procedure that the student could use, including a diagram and the measurements needed.

(4)

.....

.....

.....

.....

.....

.....

.....

.....

.....

.....

.....

.....

.....

.....

.....

(Total for Question 4 = 10 marks)



DO NOT WRITE IN THIS AREA

DO NOT WRITE IN THIS AREA

DO NOT WRITE IN THIS AREA

BLANK PAGE



5 Tests are carried out on aqueous solutions of two salts, **X** and **Y**.

(a) **X** contains one cation and one anion.

The observations for each test are recorded in the table.

(i) Complete the table by writing the names or formulae of the species.

(2)

Test	Observation	Inference
Test 1 Add aqueous sodium hydroxide to an aqueous solution of X	A green precipitate forms The precipitate turns brown on the top after a few minutes	The cation in X is
Test 2 To an aqueous solution of X , add dilute hydrochloric acid followed by aqueous barium chloride	A white precipitate forms	The anion in X is

(ii) Write the ionic equation for the reaction between the cation in **X** and aqueous sodium hydroxide in **Test 1**. Include state symbols.

(2)

(iii) Give a reason why the green precipitate turns brown on the top after a few minutes.

(1)

.....
.....
.....

(iv) Give a reason why dilute hydrochloric acid is needed in **Test 2**.

(1)

.....
.....
.....



(b) **Y** contains one cation and one anion.

The observations for each test are recorded in the table.

(i) Complete the table by writing the names or formulae of the species.

(2)

Test	Observation	Inference
<p>Test 3</p> <p>Add dilute aqueous ammonia to an aqueous solution of Y until it is present in excess</p>	<p>A pale blue precipitate forms</p> <p>The precipitate dissolves in excess ammonia to form a deep blue solution</p>	<p>The cation in Y is</p> <p>.....</p>
<p>Test 4</p> <p>To an aqueous solution of Y, add dilute nitric acid followed by aqueous silver nitrate</p>	<p>A white precipitate forms</p>	<p>The anion in Y is</p> <p>.....</p>

(ii) Give the formula of the complex ion present in the deep blue solution at the end of **Test 3**.

(1)

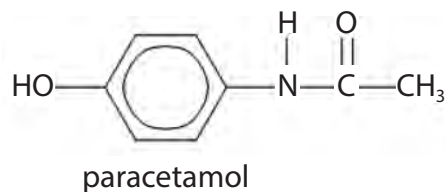
(iii) Give a reagent that could be added to the mixture at the end of **Test 4** to confirm the identity of the anion in **Y**.
Include the observation when this reagent is added.

(2)

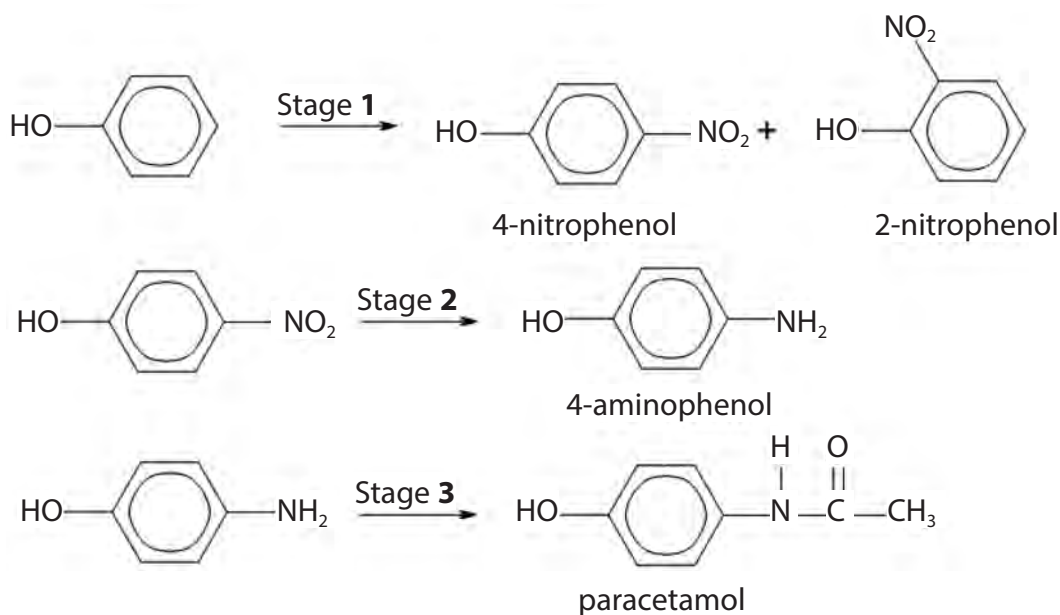
(Total for Question 5 = 11 marks)



6 This question is about the preparation and analysis of paracetamol.



Paracetamol may be prepared from phenol in three stages.



(a) In Stage 1, phenol is nitrated using dilute nitric acid.

The nitration of benzene requires concentrated nitric acid at 55°C with a catalyst of concentrated sulfuric acid.

Both these reactions are electrophilic substitution.

(i) Explain why phenol can be nitrated using milder conditions than benzene.

(2)

.....

.....

.....

.....

.....

.....

DO NOT WRITE IN THIS AREA

DO NOT WRITE IN THIS AREA

DO NOT WRITE IN THIS AREA



- (ii) A mixture of 2-nitrophenol and 4-nitrophenol is produced in Stage 1.
They are separated by steam distillation.

The boiling temperature of 2-nitrophenol is 215°C and that of 4-nitrophenol is 279°C.

Explain, in terms of intermolecular forces, why 4-nitrophenol has a higher boiling temperature than 2-nitrophenol.

You may include a diagram in your answer.

(2)

DO NOT WRITE IN THIS AREA

DO NOT WRITE IN THIS AREA

DO NOT WRITE IN THIS AREA

.....

.....

.....

.....

.....

.....



(b) State the **type** of reagent needed to convert 4-nitrophenol into 4-aminophenol in Stage 2.

(1)

(c) The outline procedure for Stage 3 is:

- place 1.0 g of 4-aminophenol in a conical flask. Add 9 cm³ of distilled water and stir the mixture
- add 1 cm³ of ethanoic anhydride to the flask and shake the mixture until a precipitate of impure paracetamol forms
- remove the paracetamol by filtration under reduced pressure
- recrystallise the paracetamol using water as the solvent
- determine the melting temperature of the pure, dry paracetamol.

(i) Draw a labelled diagram of the apparatus used for filtration under reduced pressure.

(3)



(ii) Describe the recrystallisation process to obtain a pure, dry sample of paracetamol.

(5)

DO NOT WRITE IN THIS AREA

DO NOT WRITE IN THIS AREA

DO NOT WRITE IN THIS AREA

DO NOT WRITE IN THIS AREA

(iii) The melting temperature of pure paracetamol is 170°C.

Describe what happens to the melting temperature if the paracetamol is not pure.

(2)

DO NOT WRITE IN THIS AREA

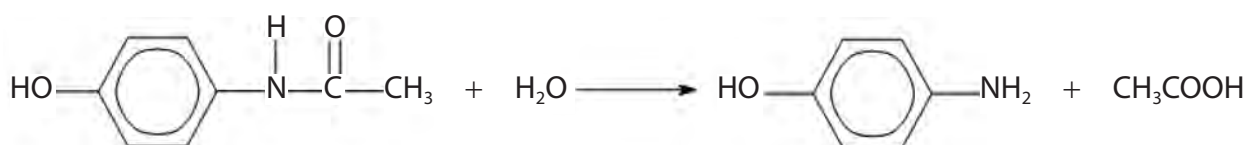


(d) The percentage by mass of paracetamol in three brands of paracetamol tablets are shown in the table.

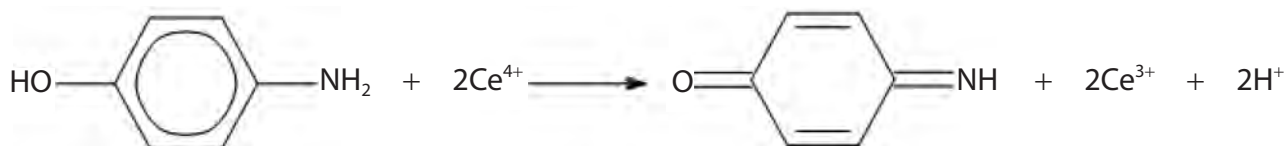
Brand of tablet	Percentage by mass of paracetamol
P	92.1
Q	93.6
R	99.7

The amount of paracetamol in a tablet can be determined using a titration with cerium(IV) ions.

The tablets are crushed and then hydrolysed in acid to form 4-aminophenol.



4-aminophenol is oxidised by cerium(IV) ions.



A tablet from one of the three brands of paracetamol was analysed following the outline procedure.

- one of the tablets was crushed and 0.500 g of the powder was added to dilute sulfuric acid
- the mixture was heated under reflux until the hydrolysis was complete
- the solution was made up to 100.0 cm³ in a volumetric flask
- 25.0 cm³ portions of the solution were titrated against 0.100 mol dm⁻³ Ce⁴⁺ using ferroin as indicator

Result

The mean titre was 16.50 cm³.



(i) Give the molecular formula of paracetamol.

(1)

(ii) Determine, by calculation, which brand of tablet was analysed.

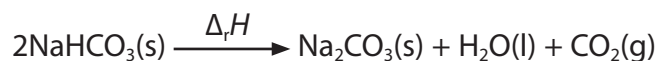
(5)

(Total for Question 6 = 21 marks)

DO NOT WRITE IN THIS AREA



- 7 The enthalpy change for the decomposition of sodium hydrogencarbonate can be determined indirectly using Hess's Law.



A student carried out two experiments.

- (a) **Experiment 1** involved the reaction between sodium hydrogencarbonate and hydrochloric acid.

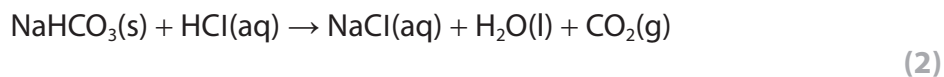
The student used the following procedure:

- use a measuring cylinder to measure 50 cm^3 of 2.00 mol dm^{-3} hydrochloric acid and pour it into a polystyrene cup
- measure the initial temperature of the acid
- weigh the test tube containing sodium hydrogencarbonate
- tip the sodium hydrogencarbonate into the hydrochloric acid in the polystyrene cup, stir the mixture and record the lowest temperature reached
- weigh the empty test tube.

Results

Measurement	Value
Mass of test tube + NaHCO_3 / g	21.23
Mass of empty test tube / g	15.61
Mass of NaHCO_3 used / g	
Initial temperature / $^{\circ}\text{C}$	21.0
Final temperature / $^{\circ}\text{C}$	14.4
Temperature fall / $^{\circ}\text{C}$	

- (i) Complete the table. (1)
- (ii) Show, by calculation, that the hydrochloric acid is in excess.
You must show your working.



- (iii) Calculate the enthalpy change for the reaction between sodium hydrogencarbonate and hydrochloric acid, using the results of the experiment.
Include a sign and units in your answer.

Assume: mass of reaction mixture = 50.0 g
specific heat capacity of the reaction mixture = $4.18 \text{ J g}^{-1} \text{ }^{\circ}\text{C}^{-1}$

(3)

DO NOT WRITE IN THIS AREA

DO NOT WRITE IN THIS AREA

DO NOT WRITE IN THIS AREA



(b) **Experiment 2** involved the reaction between sodium carbonate and hydrochloric acid.

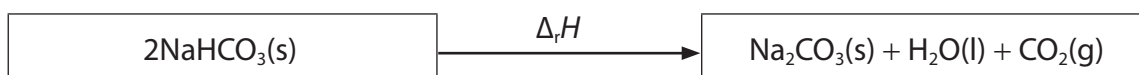
The student repeated the procedure for **Experiment 1** but used sodium carbonate instead of sodium hydrogencarbonate and measured the maximum temperature rise.



The student calculated the enthalpy change for this reaction as $-29.4 \text{ kJ mol}^{-1}$.

(i) Complete the Hess cycle with appropriate formulae and labelled arrows.

(2)



(ii) Calculate the enthalpy change for the decomposition of sodium hydrogencarbonate.

Include a sign and units in your answer.



(3)



- (c) Another student carried out the same two experiments and obtained a value for the enthalpy change of decomposition of sodium hydrogencarbonate of $+74 \text{ kJ mol}^{-1}$.

The data book value for this enthalpy change is $+90 \text{ kJ mol}^{-1}$.

- (i) Calculate the percentage error in this student's value.

(1)

- (ii) Calculate the percentage uncertainties in measuring 50 cm^3 of hydrochloric acid using a burette and using a measuring cylinder.

(1)

Apparatus	Uncertainty	Percentage uncertainty
Measuring cylinder	$\pm 0.5 \text{ cm}^3$ for each volume measured	
Burette	$\pm 0.05 \text{ cm}^3$ for each reading	

- (iii) Give a reason why using a burette rather than a measuring cylinder will not improve the accuracy of the experiment.

(1)

.....

.....

.....



(iv) Describe changes to the method and how the data is used that would improve the accuracy of the determination of the temperature change in **Experiment 2**. Your description should involve the use of a clock and plotting a graph.

(5)

DO NOT WRITE IN THIS AREA

DO NOT WRITE IN THIS AREA

DO NOT WRITE IN THIS AREA

(Total for Question 7 = 19 marks)



DO NOT WRITE IN THIS AREA

DO NOT WRITE IN THIS AREA

DO NOT WRITE IN THIS AREA

BLANK PAGE



P 6 7 8 0 6 A 0 2 5 3 6

8 This question is about some carbonyl compounds with the molecular formula $C_5H_{10}O$.

- (a) Describe a chemical test, and its result, to distinguish between pentan-2-one, $CH_3CH_2CH_2COCH_3$, and pentan-3-one, $CH_3CH_2COCH_2CH_3$.

(2)

.....

.....

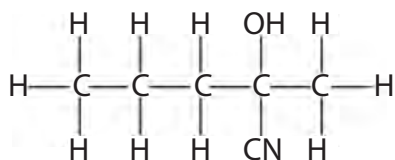
.....

.....

.....

.....

- (b) Pentan-2-one reacts with hydrogen cyanide in the presence of cyanide ions to form 2-hydroxy-2-methylpentanenitrile.



2-hydroxy-2-methylpentanenitrile

- (i) Draw the mechanism for the reaction between pentan-2-one and hydrogen cyanide in the presence of cyanide ions.

Include curly arrows and any relevant lone pairs.

(4)

DO NOT WRITE IN THIS AREA

DO NOT WRITE IN THIS AREA

DO NOT WRITE IN THIS AREA



- (ii) The product of this reaction, 2-hydroxy-2-methylpentanenitrile, has a chiral centre.
Explain why a racemic mixture of 2-hydroxy-2-methylpentanenitrile is formed in this reaction.

(2)

.....

.....

.....

.....

.....

.....

- (c) An aldehyde with molecular formula $C_5H_{10}O$ has a ^{13}C NMR spectrum with three peaks.

The high resolution 1H NMR spectrum of this aldehyde has two peaks and neither of them is split.

Deduce the **displayed** formula of this aldehyde.
Justify your answer by referring to both NMR spectra.

(4)

.....

.....

.....

.....

.....

.....

DO NOT WRITE IN THIS AREA

DO NOT WRITE IN THIS AREA

DO NOT WRITE IN THIS AREA



DO NOT WRITE IN THIS AREA

DO NOT WRITE IN THIS AREA

DO NOT WRITE IN THIS AREA

*(d) Describe the oxidation and reduction reactions of pentanal and pentan-3-one.
Include the reagents and the structures of the organic products formed in any reactions that take place.

(6)

Area with horizontal dotted lines for writing the answer.



DO NOT WRITE IN THIS AREA

DO NOT WRITE IN THIS AREA

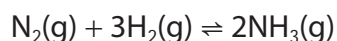
DO NOT WRITE IN THIS AREA

Handwriting practice area with 25 horizontal dotted lines.

(Total for Question 8 = 18 marks)



- 9 Ammonia is manufactured by the Haber Process.



$$K_p = \frac{p(\text{NH}_3)^2}{p(\text{N}_2)p(\text{H}_2)^3}$$

- (a) The pressure used in the Haber Process is 200 atm.

Explain the effect, if any, of increasing the pressure on the equilibrium yield of ammonia.

(2)

.....

.....

.....

.....

- (b) The equilibrium constants for K_p and K_c are related by the equation

$$K_p = \frac{K_c}{(RT)^{\Delta n}}$$

where Δn is the number of moles of reactants minus the number of moles of products.

Calculate the value of K_c at 500 K when the value of $K_p = 3.55 \times 10^{-2} \text{ atm}^{-2}$. Include the units for K_c .

[Use the value of $R = 0.0821 \text{ dm}^3 \text{ atm K}^{-1} \text{ mol}^{-1}$]

(4)



- (c) A mixture of 1.0 mol of nitrogen and 3.0 mol of hydrogen is left to reach equilibrium at 700 K.

Calculate the total pressure, in atmospheres, needed to produce a yield of 0.30 mol of ammonia at 700 K.

Give your answer to an appropriate number of significant figures.

You must show your working.

$$[K_p = 7.76 \times 10^{-5} \text{ atm}^{-2} \text{ at } 700 \text{ K}]$$

(5)

DO NOT WRITE IN THIS AREA

DO NOT WRITE IN THIS AREA

DO NOT WRITE IN THIS AREA



- (d) The value of the equilibrium constant, K_p , varies with temperature.
The equation relating the values of the equilibrium constant at two temperatures is

$$\ln \left[\frac{K_2}{K_1} \right] = \frac{\Delta H}{R} \left[\frac{1}{T_1} - \frac{1}{T_2} \right]$$

The equilibrium constant, K_1 , for the formation of ammonia is $6.76 \times 10^5 \text{ atm}^{-2}$ when the temperature $T_1 = 298 \text{ K}$.

The enthalpy change $\Delta H = -92\,400 \text{ J mol}^{-1}$.

Calculate the value of the equilibrium constant for this reaction at 310 K.

[Use the value of $R = 8.31 \text{ J mol}^{-1} \text{ K}^{-1}$]

(4)

(Total for Question 9 = 15 marks)

TOTAL FOR PAPER = 120 MARKS



DO NOT WRITE IN THIS AREA

DO NOT WRITE IN THIS AREA

DO NOT WRITE IN THIS AREA

BLANK PAGE



DO NOT WRITE IN THIS AREA

DO NOT WRITE IN THIS AREA

DO NOT WRITE IN THIS AREA

BLANK PAGE



DO NOT WRITE IN THIS AREA

DO NOT WRITE IN THIS AREA

DO NOT WRITE IN THIS AREA

BLANK PAGE



The Periodic Table of Elements

1 2 3 4 5 6 7 0 (8) (18)

1.0	H
hydrogen	1

Key

relative atomic mass
atomic symbol
name
atomic (proton) number

(1)	(2)	(3)	(4)	(5)	(6)	(7)	(8)	(9)	(10)	(11)	(12)	(13)	(14)	(15)	(16)	(17)	(18)																								
6.9 Li lithium 3	9.0 Be beryllium 4	23.0 Na sodium 11	24.3 Mg magnesium 12	45.0 Sc scandium 21	47.9 Ti titanium 22	88.9 Y yttrium 39	40.1 Ca calcium 20	54.9 Mn manganese 25	55.8 Fe iron 26	58.9 Co cobalt 27	106.4 Pd palladium 46	63.5 Cu copper 29	65.4 Zn zinc 30	58.7 Ni nickel 28	58.9 Co cobalt 27	101.1 Ru ruthenium 44	102.9 Rh rhodium 45	107.9 Ag silver 47	112.4 Cd cadmium 48	114.8 In indium 49	121.8 Sb antimony 51	127.6 Te tellurium 52	126.9 I iodine 53	131.3 Xe xenon 54	137.3 Cs caesium 55	137.3 Ba barium 56	138.9 La* lanthanum 57	178.5 Hf hafnium 72	180.9 Ta tantalum 73	186.2 Re rhenium 75	190.2 Os osmium 76	192.2 Ir iridium 77	195.1 Pt platinum 78	197.0 Au gold 79	200.6 Hg mercury 80	204.4 Tl thallium 81	207.2 Pb lead 82	209.0 Bi bismuth 83	209.0 Po polonium 84	210 At astatine 85	[222] Rn radon 86
232 Th thorium 90	[231] Pa protactinium 91	238 U uranium 92	[237] Np neptunium 93	[242] Pu plutonium 94	[243] Am americium 95	[247] Cm curium 96	[245] Bk berkelium 97	[251] Cf californium 98	[254] Es einsteinium 99	[253] Fm fermium 100	[256] Md mendelevium 101	[254] No nobelium 102	[257] Lr lawrencium 103	140 Ce cerium 58	141 Pr praseodymium 59	144 Nd neodymium 60	[147] Pm promethium 61	150 Sm samarium 62	152 Eu europium 63	157 Gd gadolinium 64	159 Tb terbium 65	163 Dy dysprosium 66	165 Ho holmium 67	167 Er erbium 68	169 Tm thulium 69	173 Yb ytterbium 70	175 Lu lutetium 71	175 Lu lutetium 71	173 Yb ytterbium 70	171 Lu lutetium 71	173 Yb ytterbium 70	175 Lu lutetium 71									

Elements with atomic numbers 112-116 have been reported but not fully authenticated

- * Lanthanide series
- * Actinide series



P 6 7 8 0 6 A 0 3 6 3 6