

Surname	Centre Number	Candidate Number
Other Names		2



GCE A LEVEL – NEW

A410U30-1



CHEMISTRY – A level component 3
Chemistry in Practice

TUESDAY, 27 JUNE 2017 – MORNING

1 hour 15 minutes

For Examiner's use only		
Question	Maximum Mark	Mark Awarded
1.	11	
2.	17	
3.	6	
4.	12	
5.	4	
6.	10	
Total	60	

A410U301
01

ADDITIONAL MATERIALS

In addition to this examination paper, you will need a:

- calculator;
- **Data Booklet** supplied by WJEC.

INSTRUCTIONS TO CANDIDATES

Use black ink or black ball-point pen.

Write your name, centre number and candidate number in the spaces at the top of this page.

Answer **all** questions in the spaces provided.

INFORMATION FOR CANDIDATES

The number of marks is given in brackets at the end of each question or part-question.

The maximum mark for this paper is 60.

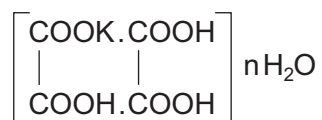
Your answers must be relevant and must make full use of the information given to be awarded full marks for a question.

The assessment of the quality of extended response (QER) will take place in **Q.2(c)**.

If you run out of space, use the additional page(s) at the back of the booklet, taking care to number the question(s) correctly.

Answer **all** questions in the spaces provided.

1. Hydrated potassium tetroxalate has the following simplified structure.



It reacts with sodium hydroxide according to the following equation.



A student carries out a two-part experiment to determine the value of n in hydrated potassium tetroxalate.

- (a) In part 1, the student weighs exactly 1.78 g of the solid and transfers all of it to a 250 cm³ beaker. She adds 100 cm³ of deionised water while stirring to ensure that it all dissolves. Describe, giving full practical details, how the volume is made up to **exactly** 250 cm³. [3]

.....

.....

.....

.....

.....

.....

.....

.....

- (b) In part 2, the student titrates the potassium tetraoxalate solution against a standard solution of sodium hydroxide of concentration $0.100 \text{ mol dm}^{-3}$ using a suitable indicator.

She obtains the following results using 25.0 cm^3 samples of the potassium tetraoxalate solution.

	Rough titration	Titration 1	Titration 2	Titration 3	Titration 4
Initial burette reading / cm^3	0.80	23.00	0.40	21.45	2.05
Final burette reading / cm^3	23.00	44.00	21.45	43.25	23.00
Titre volume / cm^3					

Complete the table to show the volume of sodium hydroxide solution used in each titration and calculate an appropriate mean titre. [2]

Mean titre = cm^3

- (c) Using the above information, calculate the relative molecular mass of $\text{C}_4\text{H}_3\text{KO}_8 \cdot n\text{H}_2\text{O}$ and hence the value of n . You **must** show clearly how you obtained your answer. [5]

$n =$

- (d) Her teacher carries out the same titration and obtains a titre of 21.10 cm^3 . Calculate the maximum percentage error due to a burette with a maximum error of $\pm 0.05 \text{ cm}^3$ for each reading. [1]

Examiner
only

Maximum percentage error = %

11

2. Metals **X** and **Y** are Group 2 metals. Each one could be Mg, Ca, Sr or Ba.

(a) Metal **X** appears not to react with cold water but reacts rapidly with steam.

Identify metal **X** and give the equation for its reaction with steam. [1]

Metal **X**

(b) Metal **Y** reacts with cold water according to the following equation.



(i) When 2.27 g of metal **Y** are added to 600 cm³ of water, the concentration of the metal hydroxide solution formed on complete reaction is 0.0431 mol dm⁻³. [3]
Identify metal **Y**.

Metal **Y**

(ii) When 200 cm³ of the 0.0431 mol dm⁻³ solution of **Y(OH)**₂ formed in part (i) are added to excess sodium carbonate solution, **YCO**₃ is precipitated as a white solid and separated by filtration. The precipitate is washed with deionised water and heated at 100 °C until the mass of **YCO**₃ remains constant.

I. Give an equation, including **state symbols**, for the reaction of aqueous **Y(OH)**₂ with aqueous sodium carbonate. [1]

II. Calculate the maximum mass of **YCO**₃ formed, giving your answer to **three** significant figures. [3]

Mass = g

- (d) Give a precipitation reaction which can be used as a test for $\text{Ba}^{2+}(\text{aq})$ ions, which would not give a positive result for $\text{Mg}^{2+}(\text{aq})$ ions. Your answer should include the name of the reagent used, an equation for the precipitation reaction taking place and an explanation for your choice of reaction. [3]

.....

.....

.....

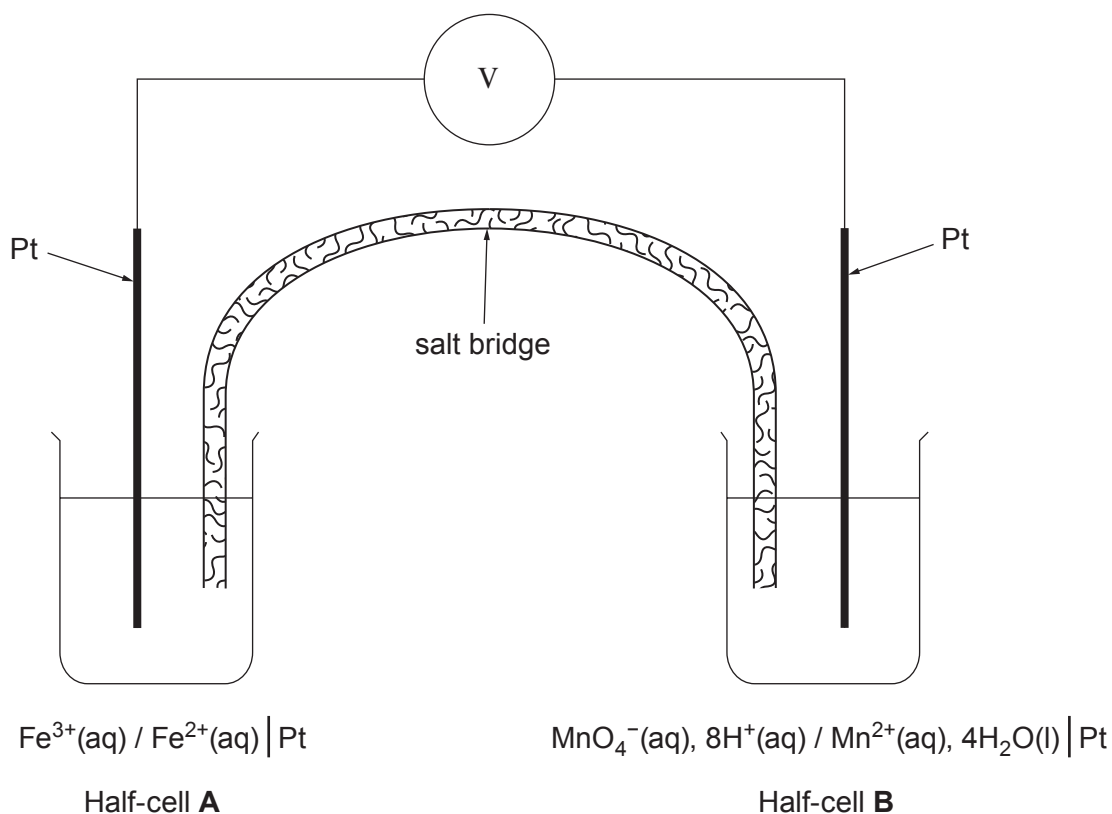
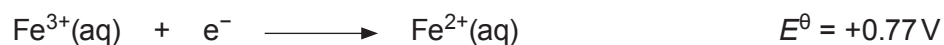
.....

.....

.....

17

3. A student set up an electrochemical cell made up of the two half-cells for which the half-equations are given below.



- (a) Suggest how the student made the salt bridge.

[1]

.....

.....

- (b) Write an equation for the overall cell reaction and calculate the standard cell potential for this cell.

[2]

.....

Standard cell potential = V

- (c) Describe **one** observation the student would have made in each half-cell after the cell had been connected for a period of time. [2]

Half-cell **A**

Half-cell **B**

- (d) The student measured the cell potential and found that it was different from the value calculated in (b). Suggest a reason for this. [1]

.....
.....

6

4. The following method was used to determine the molecular and structural formula of a straight chain alkene **U** of general formula C_nH_{2n-2} . **U** reacts with bromine according to the following equation.



- Step 1: A 3.50 g sample of **U** was treated with 10.0 cm³ of liquid bromine (an excess) at 20 °C, the reaction being carried out in a fume cupboard.
(Density of bromine = 3.10 g cm⁻³ at 20 °C)

- Step 2: After the reaction between alkene **U** and bromine was complete, the unreacted bromine was treated with excess aqueous sodium iodide to form iodine.



- Step 3: The resulting solution was then made up to 250 cm³ and the concentration of iodine present in solution determined by titration with a standard solution of sodium thiosulfate of concentration 1.05 mol dm⁻³.



A 25.0 cm³ sample of the iodine solution required 17.35 cm³ of the sodium thiosulfate solution for complete reaction.

- (a) Complete the risk assessment for step 1 given below. [1]

Hazard	Risk	Control measure
		Reaction must be carried out in the fume cupboard. Wear eye protection and protective gloves.

- (b) Use **all** the information provided to answer parts (i)-(iii).

- (i) Calculate the total number of moles of bromine added in step 1. [2]

$n(Br_2)$ added = mol

- (ii) Calculate the number of moles of bromine that did not react with the alkene and hence the number of moles of bromine that reacted. [4]

Examiner
only

n(Br₂) that reacted = mol

- (iii) Determine the molecular formula of the alkene and hence suggest its structural formula and name. Show your reasoning. [5]

Structural formula

Name

12

5. Noradrenaline is a hormone that is produced naturally by the body. It is given by injection to treat a life-threatening drop in blood pressure.

A student was given a sample of noradrenaline for chemical testing in the laboratory. He carried out four tests as shown in the chart below.

Complete the chart.

- Describe the observations for tests 1 and 2.
- Identify the reagent(s) used in test 3.
- Draw the structure of the product formed in test 4.

[4]

Test 1: Observation

Test 2: Observation

noradrenaline

Structure of noradrenaline: NCC(O)c1ccc(O)c(O)c1

Reagents and conditions for tests:

- Test 1: $\text{Na}_2\text{Cr}_2\text{O}_7(\text{aq}) / \text{H}^+(\text{aq})$ / heat
- Test 2: neutral $\text{FeCl}_3(\text{aq})$
- Test 3: reagent(s)
- Test 4: dilute $\text{HCl}(\text{aq})$

Test 3: Bubbles of nitrogen gas produced. Major organic product formed is

Structure of product formed in Test 3: OCC(O)c1ccc(O)c(O)c1

Test 3: Reagent(s)

Test 4: Structure of the product formed

6. The purpose of this experiment is to determine the activation energy (E_a) for the reaction of peroxodisulfate(VI) ions $S_2O_8^{2-}(aq)$ with iodide ions $I^-(aq)$ using a clock reaction.

Background

The equation for the reaction is as follows.



A small, known volume of thiosulfate solution $S_2O_3^{2-}(aq)$ is added to the reaction mixture which also contains starch indicator. The thiosulfate reacts with the iodine mixture produced in reaction 1 according to the following equation.



At the exact instant that all the thiosulfate ions have reacted, free iodine is produced in the reaction solution and the blue-black colour of the iodine-starch complex is seen.

For this clock reaction then

$$\text{rate of reaction is } \propto \frac{1}{t} \quad \text{where } t = \text{time for solution to turn blue-black}$$

Method

- Using a burette, 10.00 cm^3 of sodium peroxodisulfate(VI), $S_2O_8^{2-}(aq)$, of concentration $0.0200\text{ mol dm}^{-3}$ were added to a boiling tube and placed upright in a water bath at the required temperature.
- Using burettes, 5.00 cm^3 of potassium iodide solution, 5.00 cm^3 of sodium thiosulfate solution and 2.50 cm^3 of starch indicator were placed in a second boiling tube. This boiling tube was also placed upright in the same water bath.
- When the temperature of the two solutions reached the water bath temperature, the contents of the second boiling tube were poured into the first, the contents mixed rapidly and a stop clock started.
- The time taken for the blue-black colour of the starch-iodine complex to appear was recorded.
- This method was repeated at different temperatures.

Results

Temperature / °C	Time (t) / s	Temperature (T) / K	1/T / K ⁻¹	log ₁₀ (1/t)
20	416	293	0.00341	-2.62
25	289	0.00336	-2.46
40	103	313	0.00319	-2.01
45	75	318	0.00315	-1.88
50	55	323	0.00310
60	30	333	-1.48

(a) Complete the results table. [2]

(b) State **one** factor that needs to remain constant in order to obtain valid results in this experiment. [1]

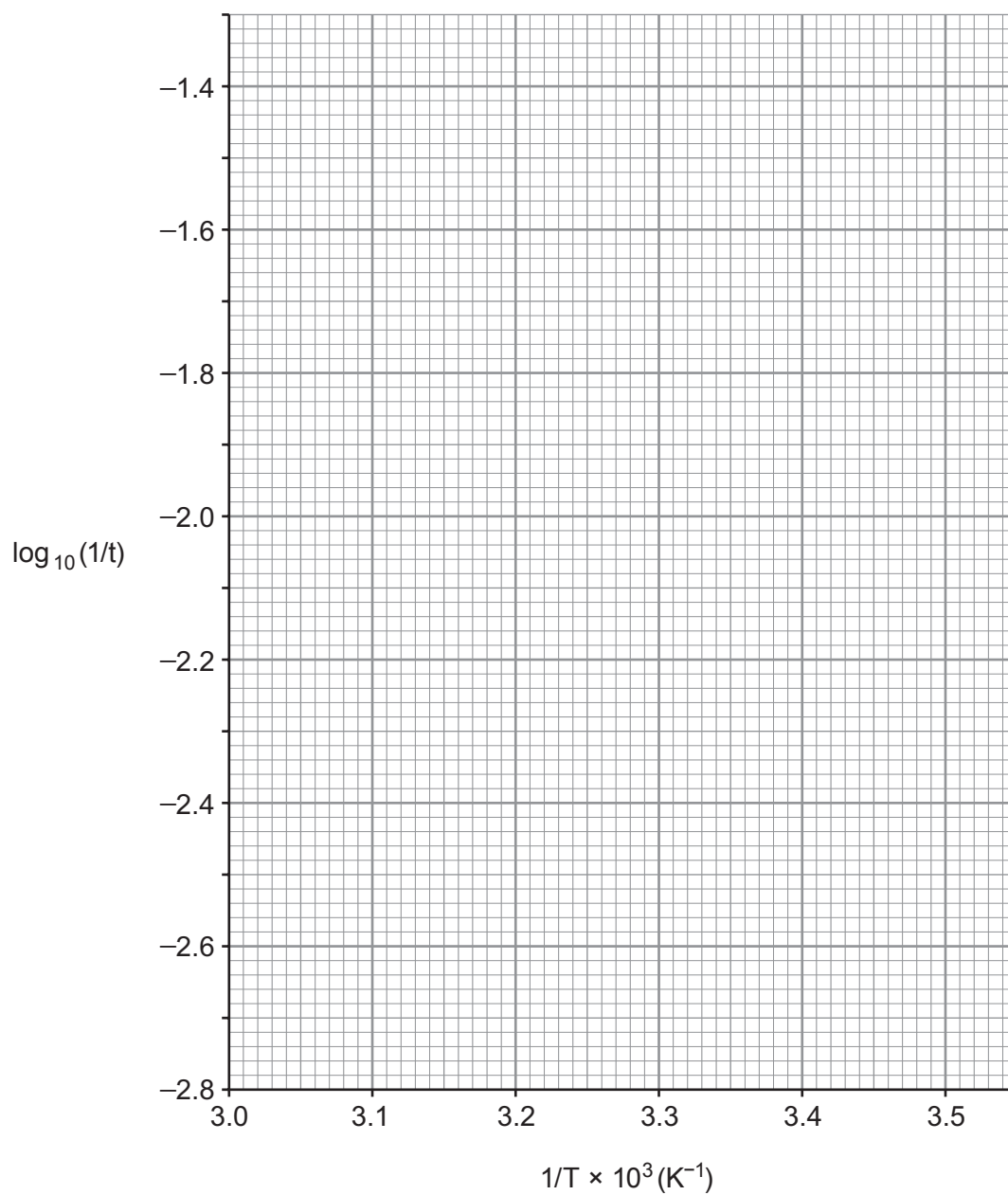
.....

(c) The Arrhenius equation can be rearranged as follows:

$$\log_{10}(1/t) = - \frac{E_a}{2.30RT} + \log_{10}A$$

Plot log₁₀(1/t) against 1/T on the graph paper opposite and hence calculate the activation energy (E_a) for the peroxodisulfate(VI)-iodide reaction.

You **must** show clearly how you obtained your answer. [7]

Activation energy (E_a) =

Unit

END OF PAPER

