



Please write clearly in block capitals.

Centre number

--	--	--	--	--

Candidate number

--	--	--	--

Surname

Forename(s)

Candidate signature

AS CHEMISTRY

Unit 1 Foundation Chemistry

Friday 27 May 2016

Morning

Time allowed: 1 hour 15 minutes

Materials

For this paper you must have:

- the Periodic Table/Data Sheet, provided as an insert (enclosed)
- a ruler with millimetre measurements
- a calculator.

Instructions

- Use black ink or black ball-point pen.
- Fill in the boxes at the top of this page.
- Answer **all** questions.
- You must answer the questions in the spaces provided. Do not write outside the box around each page or on blank pages.
- All working must be shown.
- Do all rough work in this book. Cross through any work you do not want to be marked.

Information

- The marks for questions are shown in brackets.
- The maximum mark for this paper is 70.
- You are expected to use a calculator, where appropriate.
- The Periodic Table/Data Sheet is provided as an insert.
- Your answers to the questions in **Section B** should be written in continuous prose, where appropriate.
- You will be marked on your ability to:
 - use good English
 - organise information clearly
 - use scientific terminology accurately.

Advice

- You are advised to spend about 50 minutes on **Section A** and about 25 minutes on **Section B**.



J U N 1 6 C H E M 1 0 1

WMP/Jun16/E4

CHEM1

Section AAnswer **all** questions in the spaces provided.

1 Mass spectrometry is a technique that can be used to separate isotopes of an element in order to determine relative atomic mass.

1 (a) Give the meaning of the term relative atomic mass.

[2 marks]

1 (b) In a spectrometer, isotopes are converted into ions that are separated by deflection and are then detected.

1 (b) (i) Ions are deflected using

[1 mark]

Tick (✓) one box.

an electric field an electron gun a magnetic field a potential difference

1 (b) (ii) Describe how the ions are detected.

[2 marks]



- 1 (c) **Table 1** gives the relative abundance of each isotope in the mass spectrum of a sample of silicon, recorded using a high-resolution mass spectrometer.

Table 1

<i>m/z</i>	Relative abundance / %
27.976	92.23
28.976	4.67
29.973	3.10

Use the data to calculate a value for the relative atomic mass of this sample of silicon. Give your answer to 3 decimal places.

[2 marks]

- 1 (d) A second mass spectrum was recorded for the same sample of silicon. The energy of the electrons from the electron gun was higher for this second spectrum.

State and explain **one** similarity and **one** difference between the two spectra.

[4 marks]

Similarity _____

Explanation _____

Difference _____

Explanation _____



2 (a) Van der Waals' forces exist between all molecules.

Explain how these forces arise.

[3 marks]

2 (b) Table 2 shows the boiling points of methanol (CH_3OH) and methanethiol (CH_3SH).

Table 2

Compound	Boiling point / °C
Methanol	65
Methanethiol	6

2 (b) (i) Explain, in terms of their intermolecular forces, why the boiling points of these compounds are different.

[3 marks]

2 (b) (ii) Suggest how a mixture of methanol and methanethiol could be separated.

[1 mark]



- 2 (c)** Suggest why methaneselenol (CH_3SeH) has a higher boiling point than methanethiol (CH_3SH).

[2 marks]

- 2 (d)** Sulfur forms many molecular compounds with the halogens.

- 2 (d) (i)** Draw the shape of an SF_6 and of an SF_4 molecule.
Include any lone pairs that influence the shape.
State the bond angle(s) in SF_6 and in SF_4
Name the shape of SF_6

[6 marks]

	SF_6	SF_4
Shape		
Bond angle(s)		
Name of shape		

Turn over ►



2 (d) (ii) SCl_2 reacts with NaF to form SF_4 and S_2Cl_2 and one other product.

Write an equation for the reaction.

[2 marks]

17



3 Compounds containing Cu^{2+} , OH^- and CO_3^{2-} ions are sometimes described as basic copper carbonates.

3 (a) Solid $\text{Cu}_2(\text{OH})_2\text{CO}_3$ is added to an excess of dilute hydrochloric acid. A solution of copper(II) chloride is formed, together with two other products.

3 (a) (i) Write an equation for the reaction.

[2 marks]

3 (a) (ii) Suggest **one** observation that could be made during the reaction.

[1 mark]

3 (b) A 5.000 g sample of a different basic copper carbonate contains 0.348 g of carbon, 0.029 g of hydrogen and 1.858 g of oxygen.

3 (b) (i) State what is meant by the term empirical formula.

[1 mark]

3 (b) (ii) Calculate the empirical formula of this basic copper carbonate. Show your working.

[3 marks]



4 (a) Octane (C₈H₁₈) is an important compound in petrol.

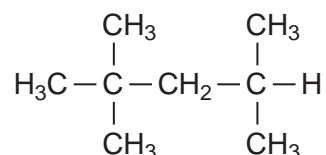
4 (a) (i) Identify the homologous series to which octane belongs.

[1 mark]

4 (a) (ii) Write an equation to show the complete combustion of C₈H₁₈

[1 mark]

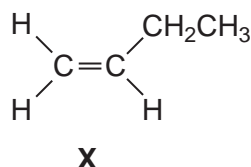
4 (a) (iii) An isomer of octane used to improve the performance of car engines is shown.



Give the IUPAC name of this isomer.

[1 mark]

4 (b) Compound X is produced when an alkane is cracked.



4 (b) (i) Give the IUPAC name for compound X.

[1 mark]

4 (b) (ii) One molecule of an alkane is cracked to produce one molecule of compound X, one molecule of octane and one molecule of ethene.

Deduce the molecular formula of this alkane.

[1 mark]



4 (b) (iii) Name the type of cracking that produces a high yield of compound **X**.
Give **two** conditions required for this process.

[2 marks]

Type of cracking _____

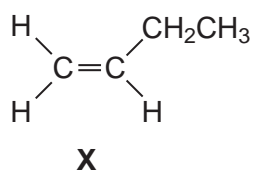
Conditions _____

Question 4 continues on the next page

Turn over ►



4 (b) (iv) Compound **X** has several isomers. The structure of **X** is repeated here.



Draw the displayed formula of a chain isomer, a position isomer and a functional group isomer of compound **X**.

[3 marks]

Type of isomer	Displayed formula of isomer of compound X
Chain	
Position	
Functional group	



Section B

Answer **all** questions in the spaces provided.

5 This question is about the periodicity of the Period 3 elements.

5 (a) State and explain the general trend in first ionisation energy across Period 3.

[4 marks]

5 (b) Give one example of an element which deviates from the general trend in first ionisation energy across Period 3.

Explain why this deviation occurs.

[3 marks]

Turn over ►



5 (c) Table 3 shows successive ionisation energies of an element Y in Period 3.

Table 3

Ionisation number	1	2	3	4	5	6	7	8
Ionisation energy / kJ mol^{-1}	1000	2260	3390	4540	6990	8490	27 100	31 700

Identify element Y.

Explain your answer using data from Table 3.

[2 marks]

5 (d) Identify the Period 3 element that has the highest melting point.

Explain your answer by reference to structure and bonding.

[4 marks]



Turn over for the next question

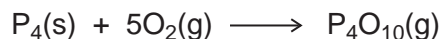
**DO NOT WRITE ON THIS PAGE
ANSWER IN THE SPACES PROVIDED**

Turn over ►



6 Phosphoric(V) acid (H_3PO_4) is an important chemical. It can be made by two methods. The first method is a two-step process.

6 (a) In the first step of the first method, phosphorus is burned in air at $500\text{ }^\circ\text{C}$ to produce gaseous phosphorus(V) oxide.



220 g of phosphorus were reacted with an excess of air.

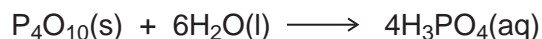
Calculate the volume, in m^3 , of gaseous phosphorus(V) oxide produced at a pressure of 101 kPa and a temperature of $500\text{ }^\circ\text{C}$.

The gas constant $R = 8.31\text{ J K}^{-1}\text{ mol}^{-1}$

Give your answer to 3 significant figures.

[4 marks]

6 (b) In the second step of the first method, phosphorus(V) oxide reacts with water to form phosphoric(V) acid.



Calculate the mass of phosphorus(V) oxide required to produce 3.00 m^3 of 5.00 mol dm^{-3} phosphoric(V) acid solution.

[3 marks]



- 6 (c)** In the second method to produce phosphoric(V) acid, 3.50 kg of $\text{Ca}_3(\text{PO}_4)_2$ are added to an excess of aqueous sulfuric acid.



1.09 kg of phosphoric(V) acid are produced.

Calculate the percentage yield of phosphoric(V) acid.

[4 marks]

- 6 (d)** Explain whether the first method or the second method of production of phosphoric acid has the higher atom economy.
You are not required to do a calculation.

[1 mark]

12

END OF QUESTIONS



There are no questions printed on this page

**DO NOT WRITE ON THIS PAGE
ANSWER IN THE SPACES PROVIDED**

Copyright information

For confidentiality purposes, from the November 2015 examination series, acknowledgements of third party copyright material will be published in a separate booklet rather than including them on the examination paper or support materials. This booklet is published after each examination series and is available for free download from www.aqa.org.uk after the live examination series.

Permission to reproduce all copyright material has been applied for. In some cases, efforts to contact copyright-holders may have been unsuccessful and AQA will be happy to rectify any omissions of acknowledgements. If you have any queries please contact the Copyright Team, AQA, Stag Hill House, Guildford, GU2 7XJ.

Copyright © 2016 AQA and its licensors. All rights reserved.

